

ASCMV Director's Report



Clint Thacker
Executive Director

June 22, 2023

| CURRENT ANIMAL COUNT | | | | Total |
|-----------------------------|-------------|-------------|--------------|--------------|
| | DOGS | CATS | OTHER | |
| 2021 | 371 | 188 | 1 | 560 |
| 2022 | 317 | 180 | 5 | 502 |
| 2023 | 381 | 133 | 0 | 514 |

May Intake – 2021 vs. 2022 vs. 2023

| | 2021 Dogs | 2022 Dogs | 2023 Dogs | 2021 Cats | 2022 Cats | 2023 Cats | 2021 Other | 2022 Other | 2023 Other |
|---------------------|--------------|--------------|--------------|--------------|--------------|--------------|---------------|---------------|---------------|
| <u>Total Intake</u> | 362 | 344 | 608 | 347 | 410 | 405 | 4 | 1 | 6 |
| <u>2021</u> | 713 | | | | | | | | |
| <u>2022</u> | 755 | | | | | | | | |
| <u>2023</u> | 1,019 | | | | | | | | |

MAY INTAKE METHODS

| | |
|---------------------------------|-------|
| <u>Owner Surrender - 145</u> | 14.3% |
| <u>Return - 6</u> | 0.6% |
| <u>Seized/Welfare Hold - 37</u> | 3.6% |
| <u>Strays By Public - 280</u> | 27.6% |
| <u>Strays By ACO - 545</u> | 53.6% |
| <u>Wildlife - 3</u> | 0.3% |
| <u>Born In Care - 0</u> | 0.0% |

May Returns - 6

DOGS:

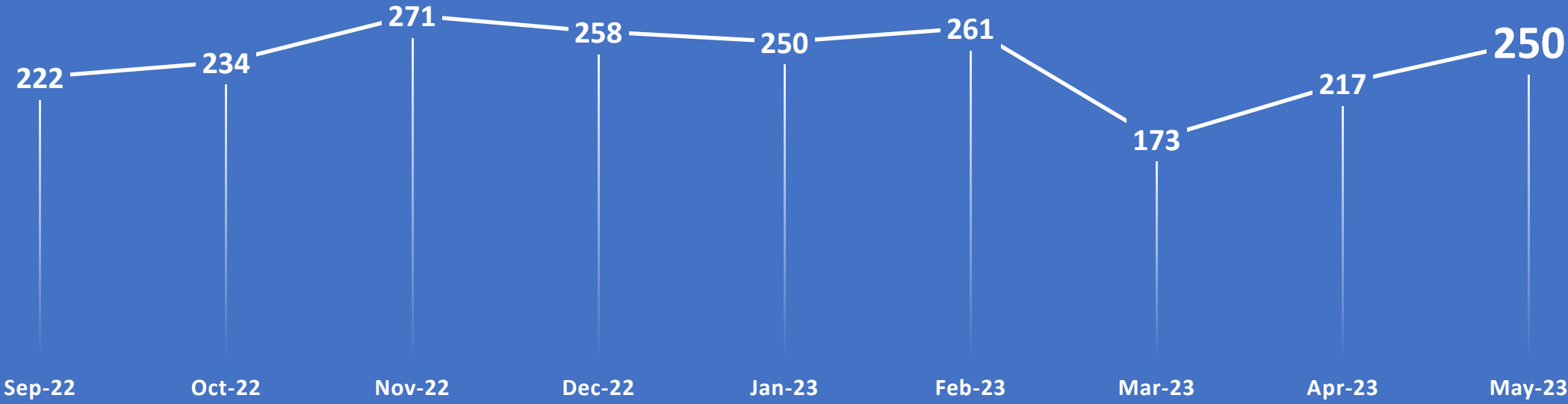
- Behavior Problem – 2
- Lifestyle Changes – 1
- Other Pets Incompatible – 3

Total: 6

CATS:

Total: 0

MAY DIVERTED INTAKES



DOGS: 155
CATS: 91
OTHER: 4

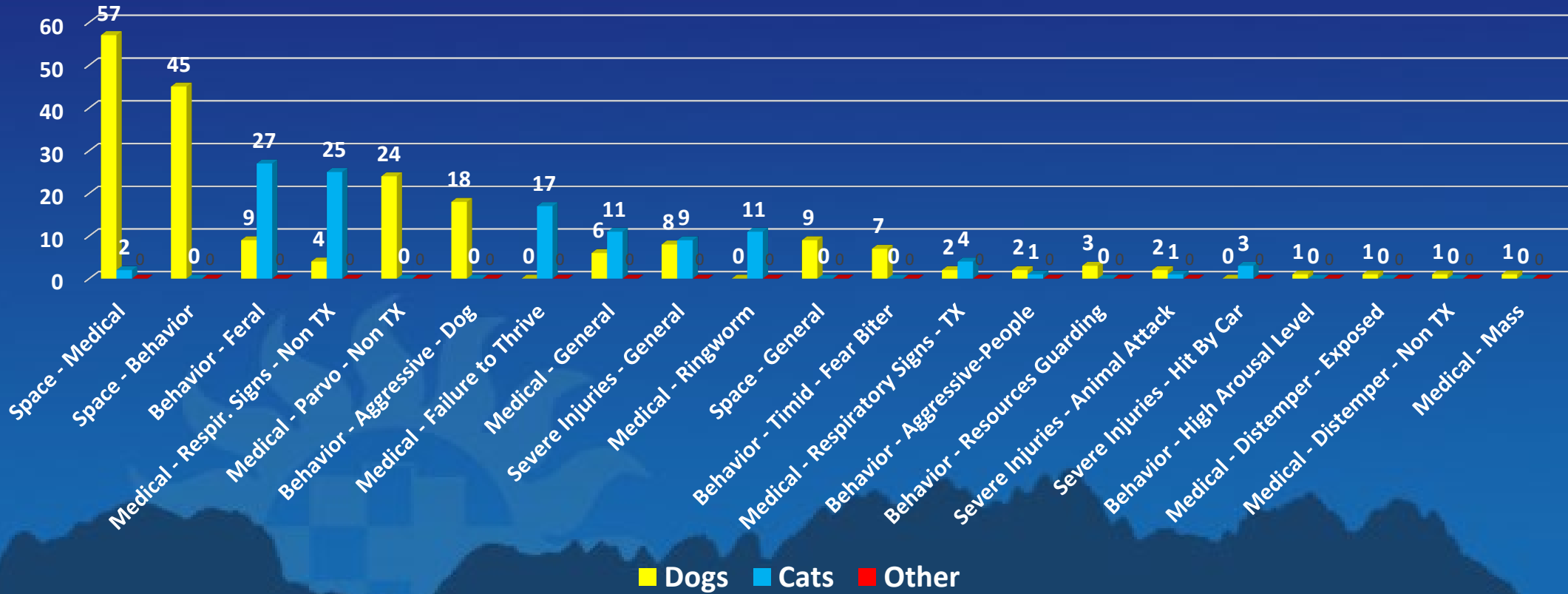
May Outcomes – 2021 vs. 2022 vs. 2023

| | 2021 | | 2022 | | 2023 | |
|-----------------------|------|-------|------|-------|------------|--------------|
| <u>Adoptions</u> | 82 | 11.5% | 147 | 19.5% | 132 | 13.0% |
| <u>Reclaims</u> | 105 | 14.7% | 61 | 8.1% | 108 | 10.6% |
| <u>Rescued</u> | 282 | 39.6% | 152 | 20.1% | 236 | 23.2% |
| <u>Community Cats</u> | 41 | 5.8% | 94 | 12.5% | 83 | 8.1% |
| <u>Euthanasia</u> | 79 | 11.1% | 180 | 23.8% | 311 | 30.5% |
| <u>LRR</u> | | 87.0% | | 71.7% | | 64.3% |

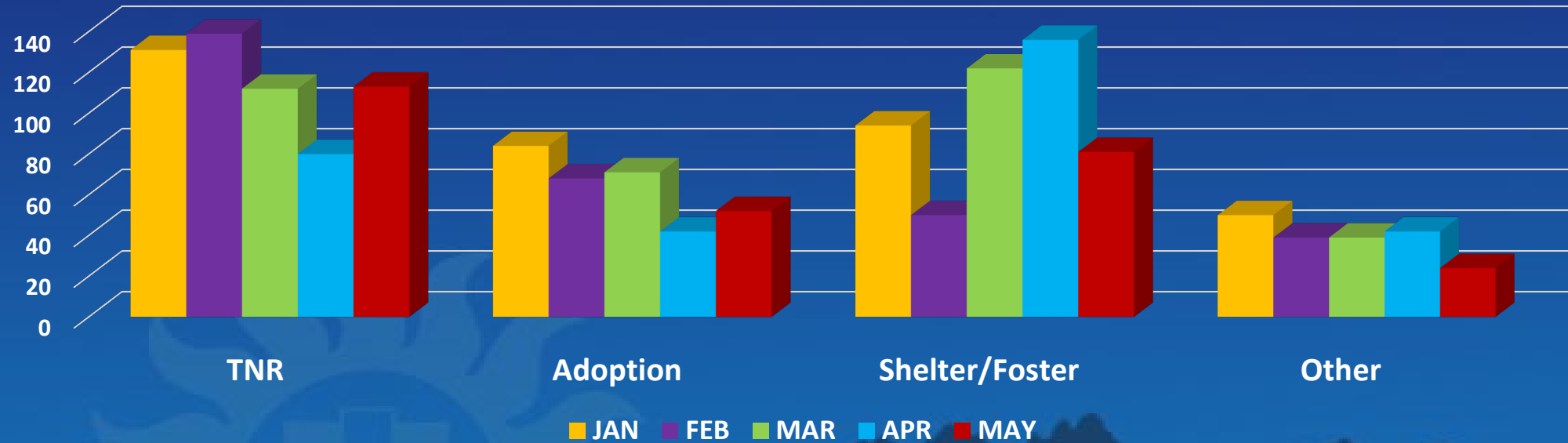
| | Dogs | Cats | Other | | Dogs | Cats | Other |
|----------------------------------|------|------|-------|--|------------|-----------|----------|
| 2 Hearts 4 Paws Refuge | 1 | | | New Mexico Boston Terrier Rescue | 1 | | |
| ACTion Programs for Animals | 5 | 7 | | New Mexico Dachshund Rescue | 1 | | |
| Animal Humane New Mexico | 4 | | | No Hound Unhomed Colorado Springs Res | 2 | | |
| Animal Rescue Friends Ltd | 2 | | | No Pits Left Behind | 6 | | |
| Animal Rescue League of El Paso | 26 | | | Pei People Shar Pei Rescue, Inc | 1 | | |
| Arizona Border Collie Rescue | 3 | | | Pet Amigos – Espanola Humane | 1 | | |
| Cruz's Crusaders | 10 | | | Pitties and Kitties Rescue of New Mexico | 1 | | |
| Enchanted Pass Animal Rescue | 1 | | | Second Chance Wildlife Rescue | | | 2 |
| Enchantment Chihuahua Rescue LTD | 2 | | | Shedding El Paso Rescue Dogs | 4 | | |
| Forever Homes Animal Rescue | 1 | | | Southwest Oasis Labrador Rescue | 1 | | |
| From the Heart Animal Rescue | 1 | | | Taysia Blue Husky and Malamute Rescue | 2 | | |
| Front Range Freedom Rescue | 7 | 25 | | The Big Mutt Network, Inc | 10 | | |
| HALO Animal Rescue | 50 | 41 | | The Cat's Meow | | 3 | |
| I'm Almost Home Animal Rescue | 12 | | | Village for Paws | 2 | | |
| Mile High GSP Rescue | 1 | | | | | | |
| | | | | TOTAL | 158 | 76 | 2 |

Total May Transfers: 236

May Euthanasia Reasons



May Surgeries 270



2023 YTD Surgeries – 1,569

Volunteers

Total
Volunteers

315

Total Hours

429

ASCMV
VOLUNTEERS

MAY

2023

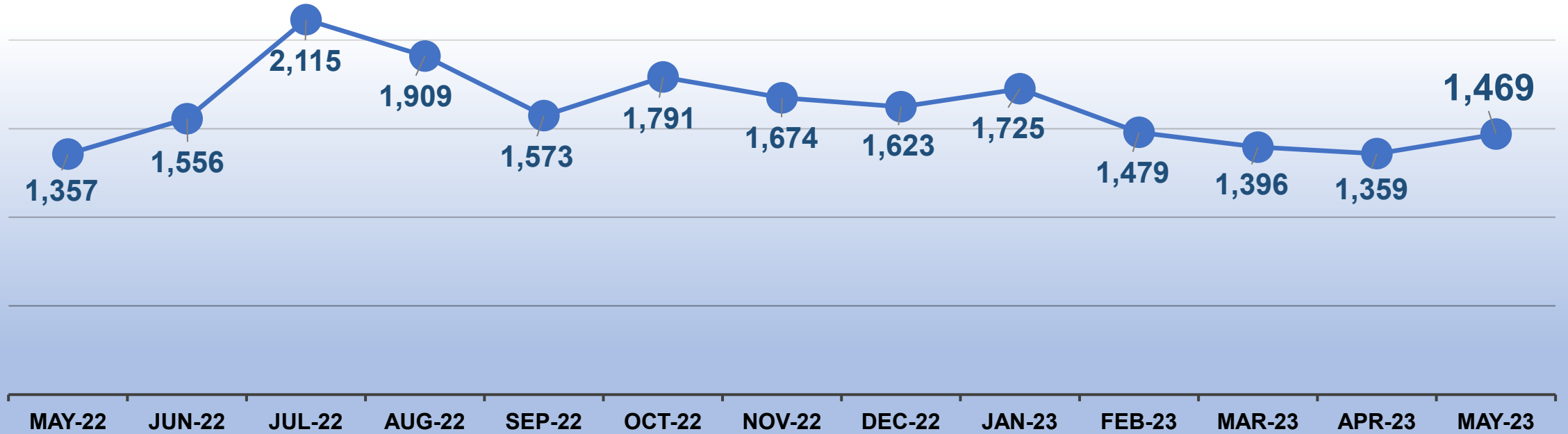
Dog
Walking
Team

85

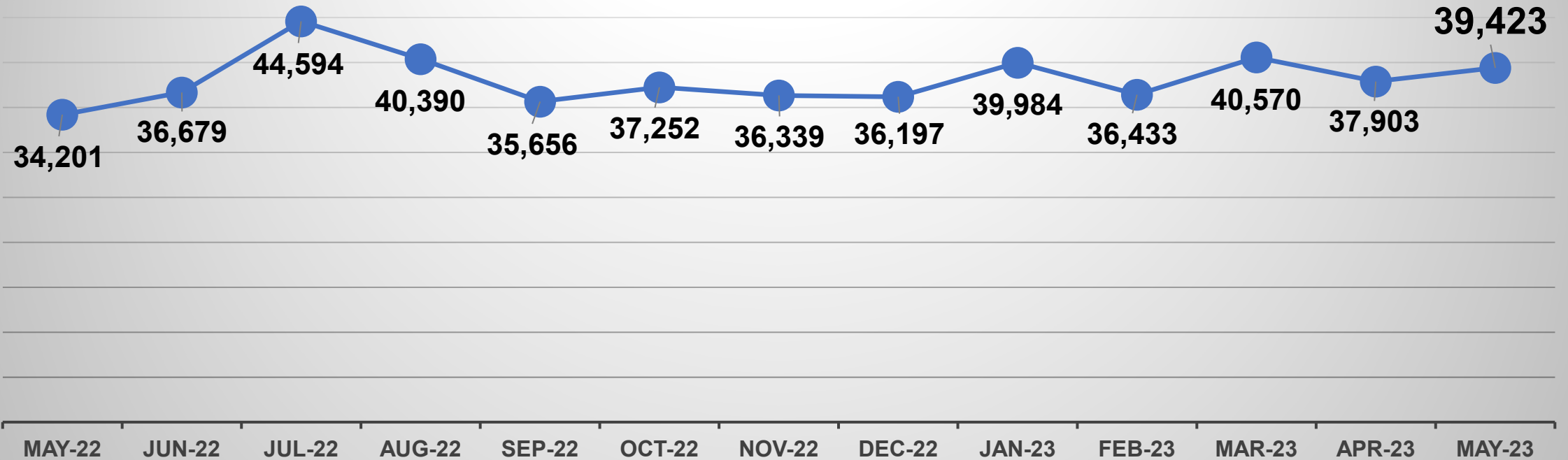
Cat Care
Team

32

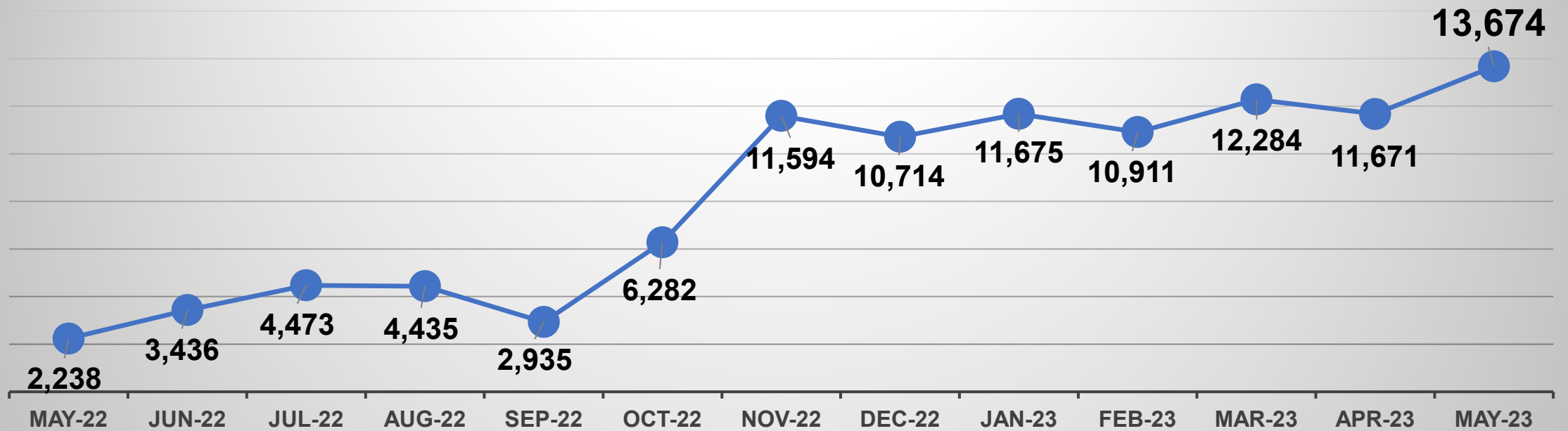
Total Visitors - May



Total Website Page Views - May



Total Facebook Page Views - May



UPCOMING EVENTS



LUCKY DOG BILLIARDS

Saturday, July 1
12:00 pm – 3:00 pm



FARMERS MARKET

Saturday, July 8
10:00 AM – 1:00 PM



SPOTTED DOG BREWERY


Saturday, July 15
11:00 am – 2:00 pm



PETSMART

Saturday, July 22
10:00 am – 1:00 pm

Mavios



Frank