



ANIMAL SERVICE CENTER OF THE MESILLA VALLEY BOARD OF DIRECTORS MEETING

The following agenda will be considered at a regular Meeting of the Animal Service Center of the Mesilla Valley Board of Directors to be Held on **Wednesday, November 17th, 2021 at 9am** at the City Council Chambers, City Hall, 700 N. Main St., Las Cruces, New Mexico.

Individuals who are unable to attend in person may view this meeting on **CLC-TV, cable channel 20 on Comcast**, or on **YouTube.com/clctv20**.

Per the most recent COVID-19 Public Health Order, those attending the meeting shall be required to wear a face mask.

AGENDA

- I. Call to Order & Pledge of Allegiance**
- II. Determination of a Quorum**
- III. Changes to Agenda and Approval of Agenda**
- IV. Minutes**
 - a. Approval of the Minutes from the ASCMV Work Session held October 14th, 2021.
 - b. Approval of the Minutes from the regular ASCMV Board Meeting held October 28th, 2021.
- V. Reports/Presentations**
 - a. CfPP Presentation - SNAP
 - b. City and County ACO Reports – City Animal Control and County Animal Control
 - c. Shelter Statistics/Activities – Clint Thacker
 - d. Committee Reports
 1. Finance – Eric Enriquez, Committee Chair
 2. Executive – Manuel Sanchez, Committee Chair
 3. Facilities – Kasandra Gandara, Committee Chair
- VI. Discussion Items**
 - a. Appointment based adoptions
- VII. Action Items**
 - a. Resolution 2021-08: Accept The \$40,000 Best Friends Animal Society Program Support Grant
- VIII. Public Input**
- IX. Chair and Board Comments**
- X. Adjournment**
- XI. THE BOARD OF DIRECTORS OF THE ANIMAL SERVICE CENTER OF THE MESILLA VALLEY WILL CONVENE IN CLOSED SESSION to discuss the annual performance review of the Director of the Animal Service Center of the Mesilla Valley (which is closed pursuant to Section 10-15-1-H(2), NMSA 1978).**

Next Meeting: Wednesday, December 15th, 2021 at 9:00 am.

If You Need an Accommodation for a Disability to Enable You to Fully Participate in this Event Please Contact Us 48 Hours Before the Event at [382-0018/v](tel:382-0018) or [541-2128/tty](tel:541-2128). Posted Date: November 10th, 2021.



ASCMV.org

3551 BATAAN MEMORIAL WEST, LAS CRUCES, NM • 575-382-0018

**ANIMAL SERVICE CENTER OF MESILLA VALLEY
WORK SESSION
October 14, 2021, at 8:00 a.m.**

BOARD MEMBERS PRESENT:

Manuel Sanchez - Chairman
Lynn Ellins – Board Member (arrived 8:26)
Yvonne Flores - Board Member
Kasandra Gandara - Board Member
Eric Enriquez - Ex-Officio Member
Chuck McMahon - Ex-Officio Member

BOARD MEMBERS ABSENT:

Diana Murillo-Trujillo- Board Member
Tessa Abeyta-Stuve – Vice-Chair

I. Pledge of allegiance: Chair Sanchez called the meeting to order.

ALL STAND FOR THE PLEDGE OF ALLEGIANCE.

II. Determination of a quorum and Call to Order: A quorum was determined to be present.

III. ASCMV JPA Discussion: Clint Thacker gave the presentation. The JPA began in 2008 between the City of Las Cruces and ASCMV. There are six voting members and two ex-officio members; three from the county and three from the City with the City manager and County manager or their appointees. The ex-officio members do not have voting rights unless it is needed to make quorum. Board Members are required to attend 25% of the monthly meetings. The City is the fiscal agent of the JPA and handle personnel administration.

The parties intend to pay 50% of the Center’s net budget; found in 7 A (6) of the JPA. What is agreed upon from the City and county is what is received. The JPA states that there can be a reevaluation every three years; 50% is a reasonable amount based on animal intake. Animals are counted based on any ACO, citizens, and court hold facilities, small amount of unknown jurisdiction. There are two types of termination: mutual and unilateral. Not paying the amount is considered unilateral withdrawal from the JPA.

Recommendations include meeting quarterly rather than monthly with a 75% Board Member attendance; random drug test options; remove personnel oversight so that hiring can be done in house to save time which would require funds to hire an HR person; shore up the language regarding the parties intend to pay 50% so a realistic budget can be made. There was discussion on whether the recommendations have been discussed with legal; need a discussion prior to a

1 decision on the recommendations. There was discussion on submitting the
2 recommendations to City and county for them to discuss what they agree on prior
3 to submitting the changes to the Finance Department; legal counsel first. It was
4 suggested that Mr. Thacker have discussions with the City and county managers.
5 There was discussion on moving out of the JPA versus updating the JPA; the
6 county would like to keep the JPA.

7
8 Mr. Thacker will move forward with discussions with the City and county; discuss
9 the pain points and find solutions. There was discussion on who would like to
10 participate in discussions with the City and county; Board Member Flores, Board
11 Member Gandara, or Chair Sanchez. This will be a standing agenda item on the
12 monthly meetings to update the Board as well as discuss the critical issues at the
13 Executive Committee meetings. Some concerns and interests include the real
14 property on page two, number 4 A (1) through three which needs to be corrected,
15 how the use of the new center is used such as per animal with a flat fee, Board
16 Member attendance, re-examine the mission statement, and have a strategic
17 planning session. Ex-Officio Enriquez stated the City Manager's office is content
18 with moving forward with the JPA; fees haven't been discussed. He recommended
19 a sub-committee from the Board identify potential changes and amendments prior
20 to bringing it to the City and county.

21
22 **IV. ASCMV Employee Salaries:** Mr. Thacker gave the presentation. Recruiting and
23 retaining has been difficult. Recruitment is time consuming and many potential
24 employees have received another job before ASCMV has been able to offer them
25 the position; four to five months from request the job to be filled until an individual
26 begins. When an employee leaves they are asked to fill out an exit interview; the
27 number one reason for leaving is ratio of work to how much they're paid isn't worth
28 the position.

29
30 Currently there are 62 staff: 50 full time and 12 part time. There are currently 15
31 vacancies: 10 full time and five part time. There are 25 employees who earn
32 between \$11.00 to \$14.00 per hour. Average annual income is \$29,047.00 with
33 an average per hour wage of \$14.82. Service time average is 2.6 years; includes
34 management and salaried. The first recommendation includes increasing the
35 \$11.03 per hour wage 27% to the \$14.00 per hour. National averages show that
36 the \$14.00 will be a living wage. Those making above \$11.00 an hour but below
37 \$14.00 an hour will receive an increase of \$2.97 an hour. Those who make more
38 than \$14.00 an hour will receive an increase between 5% and 7%.

39
40 The second recommendation is to increase nonexempt to \$13.00 now; those on
41 probation will receive \$14.00 an hour after a full year. The third recommendation
42 is to increase hiring nonexempt employees at \$13.00 an hour with the dollar
43 increase at the end of a year. The fourth recommendation is to increase
44 nonexempt employees by 5% and allocate increases for all ASCMV employees
45 not within a 12 month period 50% in FY22 and 50% in FY23; split the increase in

1 two years. Benefits include overall standard of living, happier productivity at work,
2 and economic impact.

3
4 There was discussion of the increase effects on benefits. There was discussion
5 on how to fund it; 30% vacancy rate creates a surplus in the budget due to not
6 paying salaries. Mr. Thacker's salary is not factored into the average given. A
7 spreadsheet with all the information will be sent to the Board. There was
8 discussion on the issue with vacancy rate and why it takes so long; the stall is with
9 HR to contact and schedule. There has been conversations with certain
10 departments regarding wages and HR processes are being improved;
11 improvements have been seen.

12
13 There was discussion of the increase in overall budget for wage increases and
14 how that can be found. There was discussion on how this increase would impact
15 other City and county employees; there would be an impact with classifications.
16 Staff will need to discuss the concerns with HR. All but two positions are within
17 range; the two would receive a bonus check for the difference. There was
18 clarification on the recommendations; the 50% increases is the additional wage
19 increase not 50% of their complete wages. The cost would be \$76,000.00; this
20 year would be half of that. The money is currently in the budget. There was
21 discussion on the delay in hiring as well as the pool for finding employees is
22 difficult. Staff will send out information on salaries for exempt and nonexempt,
23 what is being paid out in manpower, and averages of how long it takes to hire.

24
25 There was discussion of other retention programs in the ASCMV. There was
26 discussion on how to onboard new employees; need a better system. There was
27 a recommendation to create a better retention program. There was discussion on
28 how staff is getting together for information and suggestions. The next steps
29 include running the recommendations by HR to see how it affects City employment
30 and double check the math. The HR director gave Mr. Thacker a spreadsheet to
31 input the changes for her to make. Mr. Thacker will meet with the HR director
32 today. There will be a follow up on the next Board meeting. Mr. Thacker would
33 like to implement this in November if at all possible.

34
35 **V. Adjournment (9:31 a.m.):** Motion by Board Member Gandara, second by Board
36 Member Flores.

37
38 BOARD OF DIRECTORS

39
40 _____
41 Manuel Sanchez, Chairperson

42
43 _____
44 Tessa Abeyta-Stuve, Vice-Chair
45
46

1
2
3
4
5
6
7
8
9
10
11
12
13
14
15
16
17
18
19
20
21
22

Yvonne Flores, Board Member

Kasandra Gandara, Board Member

Diana Murillo-Trujillo, Board Member

Lynn Ellins, Board Member

ATTEST:

Amanda Lopez Askin, County Clerk

1 **ANIMAL SERVICE CENTER OF MESILLA VALLEY**

2
3 **October 28, 2021, at 9:00 a.m.**

4
5
6 **BOARD MEMBERS PRESENT:**

7 Manuel Sanchez - Chairman
8 Tessa Abeyta-Stuve – Vice-Chair
9 Lynn Ellins – Board Member
10 Yvonne Flores - Board Member
11 Eric Enriquez - Ex-Officio Member

12
13 **BOARD MEMBERS ABSENT:**

14 Kasandra Gandara - Board Member
15 Diana Murillo-Trujillo- Board Member
16 Chuck McMahon - Ex-Officio Member

17
18 **I. Call to Order & Pledge of Allegiance (9:05 a.m.):** Chair Sanchez called the
19 meeting to order.

20
21 **II. Determination of Quorum:** Quorum was determined to be met.

22
23 **III. Changes to Agenda and Approval of Agenda:** Motion by Vice-Chair Abeyta-
24 Stuve, second by Board Member Flores. Motion passed.

25
26 **IV. Minutes**

27
28 **A. Approval of the Minutes from the regular ASCMV Board Meeting held**
29 **September 23, 2021:** Motion by Vice-Chair Abeyta-Stuve, second by
30 Board Member Flores. Motion passed.

31
32 **V. Reports/Presentations**

33
34 **A. CfPP Presentation:** Chair Sanchez stated that he failed to directly contact
35 Mr. Hahn; they will contact a community partner to present next month.

36
37 **B. City and County ACO Reports - City and County Animal Control:** Mary
38 Lou Ward from County ACO gave the report to include 276 reported strays
39 of which 161 were picked up; 45 cats and 116 dogs. There were 20 sick or
40 injured animals; seven cats and 13 dogs. There were 15 sick or injured
41 animals picked up; all were dogs. A four year comparison chart of reported
42 strays was shown. A four year comparison chart of field return to owner
43 was shown; 35 RTO's.

44
45 Additional animals picked up included 15 owner surrender dogs, 20 sick or
46 injured animals, four welfare holds, three shelter quarantines, two home

1 quarantines, and one court hold quarantine. A slide of the Districts was
2 shown. District 1 had zero, District 2 had 32, District 3 had 28, District 4
3 had 41, District 5 had 24, District 6 had seven, and District 7 had 29 animals
4 picked up. A graph was shown of the stray cats picked up by District. The
5 reasons for the owner release animals included five aggressive, two killing
6 livestock, one dangerous, one sick, three unable to care for the dog, and
7 three unable to keep in the home or apartment.

8
9 Gino Jimenez from City ACO gave their report to include 480 stray animal
10 calls; 224 were gone on arrival and 256 were apprehended. 216 were
11 impounded at the ASCMV; 115 dogs and 101 cats. There were 40
12 successful field return with 18 unsuccessful for a total of 58 identifiable stray
13 animals. A three year comparison chart of stray animal calls was shown;
14 staying average. A three year comparison chart of field RTO was shown;
15 staying average although this month was a little high. There were 14 owner
16 release animals. Reasons for owner release included seven dogs for
17 aggression, five dogs were unable to be kept confined, one dog bit a
18 pedestrian, and one dog the owner was unable to control.

19
20 The reasons of being unable to field RTO include 13 had no contact with
21 the owner by phone or at the residence, one chip was not registered, one
22 chip where the registered person was not the owner, one chip where the
23 registered person could not remember who they gave the dog to, one had
24 no one home but the brother would relay the message to the owner, and
25 one where the owner hung up on them but the person who answered the
26 door stated it wasn't her dog.

27
28 **C. Shelter Statistics/Activities:** Clint Thacker gave the ASCMV Executive
29 Director's report. He commended the staff for putting together a drive
30 through clinic on short notice that was very successful; 499 rabies vaccines
31 administered, 432 DHPP vaccines, 158 Bordetella, 68 feline vaccines, and
32 236 microchips. The current animal count is 478; 297 dogs and 181 cats.
33 Total intake is 725 compared to 888 in 2019; included 406 dogs, 315 cats,
34 and four other. A slide was shown of the animals transferred to rescues in
35 September; total is 158 which was 114 dogs and 44 cats.

36
37 There were nine returns of dogs and six cats; reason for dog returns
38 included four behavior problems, two landlord doesn't allow, and three
39 lifestyle changes; reason for cat returns include one had allergies and five
40 lifestyle changes. Adoption percentage was 20.8% compared to 30.1% in
41 2019. Reclaims are at 8%; rescues are at 21.8%; community cats are at
42 16.7%; euthanasia was 18.6%. The total is an 78.3% live release rate
43 compared. Euthanasia reasons were mainly due to medical; need to work
44 on reducing the amount of animals in the Center to increase the quality of
45 care. Staff is looking at what they can do to help the medical side.

1 Total visitors was 816. Adoption appointments kept were 90% with 58%
2 finalized adoptions. The website page views were 37,436; not original
3 views but every time you look at a page. Facebook views are at 2,548. Mr.
4 Thacker commended the grant writer, rescue coordinators, and volunteer
5 coordinator keeping things fresh and new on Facebook. Instagram reached
6 27,741 people, 215,997 impressions, and 456 clicks on the ad. Snapchat
7 reached 81,265 impressions and 722 clicks on the ad. The pets of the week
8 are Toulouse the cat and Ricky the dog.
9

10 There was discussion on adoption education prior to the adoption; have a
11 conversations with the adoptees. There was discussion on using the data
12 when the animal is returned to see if it's a recurring issue. There was
13 discussion on education of staff; return of an animal is not a failure. There
14 was discussion of having more accessibility at the Center; it will not happen
15 at the moment due to the pandemic. The Center does off sites every
16 Saturday and people can come and visit without an appointment. There
17 was discussion on advertising; put in the Bulletin rather just on Facebook.
18

19 There was discussion on the food given to the dogs; it is not grain free but
20 they can order special food if a dog has a reaction. There was discussion
21 on why some adoptions failed; they can see multiple animals in one visit
22 within a 30 minute time frame. There was discussion on coloring of the
23 graphs. There was discussion on euthanasia and how they could bring
24 down the top 20% reasons for it.
25

26 **D. Committee Reports**

- 27
28 **1. Finance - Eric Enriquez, Committee Chair:** They met on October
29 21st attended by staff. There was discussion on employee salaries.
30

31 Josh Saffell gave the financial report. The unaudited financial
32 statements as of September 30, 2021, included General Fund cash
33 of \$1,311,826.00 and receivables of \$319,000.00 for a total assets of
34 \$1,630,826.00. Liabilities total \$70,649.00 with revenues collected in
35 advance of \$179,869.00; this left an unassigned fund balance of
36 \$1,380,308.00. Capital Projects Fund includes cash of \$29,798.00
37 and Restricted Fund balance of \$29,798.00. Capital Assets were net
38 of accumulated depreciation of \$207,601.00 with an unassigned fund
39 balance of \$207,601.00.
40

41 Change in net position for all funds included General Fund total
42 revenues at \$1,241,236.00 and total expenditures at \$676,252.00.
43 The net change to fund balance was positive \$564,984.00. Neither
44 the Capital Projects Fund nor the Capital Assets fund had revenue.
45 The budget to actual change in net position is 32.6% of budgeted
46 revenue and 17.8% of budgeted expenditures. The budget parameter

1 was 25%; expenditures are below that amount except for insurance
2 premiums. A line graph comparison of expenditures versus revenues
3 was shown. Percentage of total expenditures included 73%
4 personnel, 15% services, 6% supplies, 5% insurance, and 1% in
5 other.
6

7 **2. Executive – Manuel Sanchez, Committee Chair:** Most discussion
8 at the meeting centered on the special meeting for the JPA.
9

10 **3. Facilities - Kasandra Gandara, Committee Chair:** The new Center
11 is looking great; currently working on plumbing and electrical. Every
12 Thursday a picture of the project is posted on Facebook. There is
13 preventative maintenance happening on drains in the area. There
14 was discussion of winterization of the Center; they don't have one as
15 the HVAC both heats and cools. Chair Sanchez thanked the City for
16 approving the funds for the art sculpture.
17

18 **VI. ACTION ITEM**

19

20 **A. ASCMV Employee Salaries:** Mr. Thacker gave the presentation. A paper
21 was sent to the Board answering questions from the special meeting. There
22 was discussion of tracking with HR of how long it takes each step in the
23 hiring process; a spreadsheet was made to track the progress. Staff met
24 with HR regarding the salary increase, working towards the first part of
25 September implementation. Mike Fushimi is working closely with the
26 budget department to validate his spreadsheet; they hope to look this week.
27 HR sent a current list that mostly matches with the staff; one person was
28 listed twice. Morale has been higher with the knowledge that an increase
29 is coming.
30

31 There was discussion on when the budget will be validated; it is unknown
32 but very hopeful. There will be no problem affecting the City as a whole
33 with salary increases. LeAnn DeMouche stated that the budget analyst for
34 the Center has been on FMLA and is now back. Another analyst reviewed
35 the spreadsheet. One concern is a resolution is being brought to Council
36 as the City are moving off of being self-insured and to state insured: lower
37 premiums but moving from 60/40 to 80/20. This will be carried on to the
38 JPA's. Another concern is using the salary savings; make sure there are
39 enough funds for next budget year. There was discussion on the budget
40 approved. The finance department will meet with Mr. Thacker as soon as
41 possible. The budget is \$1.45 million. There was discussion on salary
42 savings and how the funds work.
43

44 **VII. PUBLIC INPUT:** Frank Bryce stated that they received an e-mail from Animal
45 Control and the Center regarding microchipping being registered at the Shelter.
46 He has 17,000 sheets to bring to the Shelter if they wish to sift through and fix

1 them; the policy needs to be rethought. Nancy Sharp introduced herself as a
2 representative from a group called Animal Companions which formed this summer;
3 they are coming up with a solution for the lack of emergency animal care in the
4 area.

5
6 **VIII. CHAIR AND BOARD COMMENTS:** There was discussion on having a rescue
7 partner give a presentation; should happen next month. There was discussion on
8 evaluations of the Director; evaluation forms need to be sent to the Board to set
9 up a meeting. The next meeting is Wednesday November 17, 2021, at 9:00 a.m.
10 at the City Chambers.

11
12 **IX. Adjournment (10:27 a.m.)**

13
14 BOARD OF DIRECTORS

15
16
17 _____
18 Manuel Sanchez, Chairperson

19
20
21 _____
22 Tessa Abeyta-Stuve, Vice-Chair

23
24
25 _____
26 Yvonne Flores, Board Member

27
28
29 _____
30 Kasandra Gandara, Board Member

31
32
33 _____
34 Diana Murillo-Trujillo, Board Member

35
36
37 _____
38 Lynn Ellins, Board Member

39
40
41 _____
42 Eric Enriquez, Ex Officio Member

43
44
45 _____
46 Chuck McMahon, Ex Officio Member

1 ATTEST:

2

3

4

5

6 _____
Amanda Lopez Askin, County Clerk

MEMORANDUM

To: Animal Service Center of the Mesilla Valley Board of Supervisors
From: Josie Trevino, Accounting Manager **Initials:** JT
Date: November 9, 2021
Subject: Animal Service Center of the Mesilla Valley Unaudited Financial Report for October 31, 2021.

Attached are the unaudited financial results of the Animal Service Center operations for the period ended October 31, 2021. Some observations for your consideration:

- The Statement of Net Position (page 1) reported cash of \$1,304,488 in the General Fund. Total assets were \$1,623,488. Accrued payroll liabilities ended at \$56,674. Total liabilities were \$256,543. The unassigned fund balance was \$1,366,945.
- The Capital Projects Fund reported restricted fund balance of \$29,798. \$28,000 is due to a transfer from the General Fund in fiscal year 2020; \$1,798 was the balance remaining for the Stern Cat Room Donation
- The Statement of Revenues, Expenditures, and Changes in Fund Balance – Budget and Actual (page 2) showed YTD operating revenues in the General Fund at \$1,503,296 which is 39.5% of budget. YTD operating expenditures were \$963,471 which is 25.3% of budget. The operating income for the period is \$539,825.
- All expenditures were below the budget parameter of 33.3% except Insurance which is at 71.8% due to prepayment of premiums, Temp Agency Services which is at 53.9% due to increased staffing needs, and Capital Outlay which is at 100% due to all capital purchases having been complete for the year.
- The Grants and Donations Schedule, page 8, provides a summary of grants and donations received.

CC: Leeann DeMouche, Director of Financial Services
CC: Josh Saffell, Senior Accountant

Initials: 
Initials: 

**Animal Service Center of the Mesilla Valley
Statement of Net Position
October 31, 2021 (Unaudited)**

| | Fund 7440 General Fund | Fund 7441 Capital Projects | Fund 9440 Capital Assets | Statement of Net Position |
|---|-----------------------------------|---------------------------------------|-------------------------------------|--|
| Assets | | | | |
| Current Assets | | | | |
| Cash & investments | \$ 1,304,488 | \$ 29,798 | \$ - | \$ 1,334,286 |
| Accounts receivable | 319,000 | - | - | 319,000 |
| Total Current Assets | <u>1,623,488</u> | <u>29,798</u> | <u>-</u> | <u>1,653,286</u> |
| Capital Assets | | | | |
| Equipment, net of accum depr | - | - | 207,601 | 207,601 |
| Total Capital Assets | <u>-</u> | <u>-</u> | <u>207,601</u> | <u>207,601</u> |
| Total Assets | <u>1,623,488</u> | <u>29,798</u> | <u>207,601</u> | <u>1,860,887</u> |
| Liabilities | | | | |
| Current Liabilities | | | | |
| Accounts payable | - | - | - | - |
| Accrued payroll liabilities | 56,674 | - | - | 56,674 |
| Revenue collected in advance | 199,869 | - | - | 199,869 |
| Total Current Liabilities | <u>256,543</u> | <u>-</u> | <u>-</u> | <u>256,543</u> |
| Fund Balance | | | | |
| Restricted | - | 29,798 | - | 29,798 |
| Unassigned | 1,366,945 | - | 207,601 | 1,574,546 |
| Total Fund Balance | <u>1,366,945</u> | <u>29,798</u> | <u>207,601</u> | <u>1,604,344</u> |
| Total Liabilities and Fund Balance | <u>\$ 1,623,488</u> | <u>\$ 29,798</u> | <u>\$ 207,601</u> | <u>\$ 1,860,887</u> |

**Animal Service Center of the Mesilla Valley
Statement of Revenues, Expenditures,
and Changes in Fund Balance - Budget and Actual
For the Period Ended October 31, 2021 (Unaudited)**

| | <u>Budget</u> | <u>Actual</u> | <u>Actual/Bgt %</u> |
|---------------------------------------|-------------------------------|---------------------------------------|---------------------|
| Revenues | | | |
| Pet licenses-CLC | \$ 40,669 | \$ 3,548 | 8.7% |
| Pet licenses-DAC | 14,389 | 3,312 | 23.0% |
| Vaccinations | 53,010 | 22,630 | 42.7% |
| Pet micro-chip | 30,292 | 8,460 | 27.9% |
| Onsite adoptions | 90,000 | 29,504 | 32.8% |
| Return to owner-DAC | 15,806 | 4,543 | 28.7% |
| Return to owner-CLC | 25,792 | 6,811 | 26.4% |
| Spay/neuter | 79,349 | 24,239 | 30.5% |
| Dona Ana County | 1,450,000 | 627,455 | 43.3% |
| City of Las Cruces | 1,750,000 | 757,273 | 43.3% |
| City of Anthony | 6,000 | - | 0.0% |
| Donations & memorials | 25,052 | 8,461 | 33.8% |
| Grant Revenue | 197,519 | - | 0.0% |
| City of Sunland Park | 2,858 | - | 0.0% |
| Village of Hatch | 335 | - | 0.0% |
| Other revenue | 20,973 | 8,000 | 38.1% |
| Investment income | - | (940) | 100.0% |
| Total revenues | <u>3,802,044</u> | <u>1,503,296</u> | 39.5% |
| Expenditures | | | |
| Personnel | 2,478,820 | 634,091 | 25.6% |
| Temp agency services | 47,000 | 25,344 | 53.9% |
| Repairs and maintenance | 26,488 | 3,601 | 13.6% |
| Services | 771,732 | 167,407 | 21.7% |
| Supplies | 362,939 | 61,104 | 16.8% |
| Insurance | 50,508 | 36,259 | 71.8% |
| Other | 40,826 | 11,934 | 29.2% |
| Capital outlay | 23,731 | 23,731 | 100.0% |
| Total expenditures | <u>3,802,044</u> | <u>963,471</u> | 25.3% |
| Net change in Fund Balance | <u><u>\$ -</u></u> | <u><u>539,825</u></u> | |
| Beginning Fund Balance | | <u><u>827,120</u></u> | |
| Ending Fund Balance | | <u><u>\$ 1,366,945</u></u> | |

**Animal Service Center of the Mesilla Valley
Statement of Revenues, Expenditures,
and Changes in Fund Balance - Budget and Actual - Executive Director
For the Period Ended October 31, 2021 (Unaudited)**

| | <u>Budget</u> | <u>Actual</u> | <u>Actual/Bgt %</u> |
|---------------------------|----------------|---------------|---------------------|
| Expenditures | | | |
| Personnel | 177,205 | 52,938 | 29.9% |
| Services | 500 | 49 | 9.7% |
| Supplies | 3,125 | 1,429 | 45.7% |
| Other | 6,938 | - | 0.0% |
| Total expenditures | <u>187,768</u> | <u>54,416</u> | 29.0% |

**Animal Service Center of the Mesilla Valley
Statement of Revenues, Expenditures,
and Changes in Fund Balance - Budget and Actual - Medical Director
For the Period Ended October 31, 2021 (Unaudited)**

| | <u>Budget</u> | <u>Actual</u> | <u>Actual/Bgt %</u> |
|---------------------------|-------------------------|-----------------------|---------------------|
| Expenditures | | | |
| Personnel | 723,925 | 162,237 | 22.4% |
| Services | 311,869 | 47,114 | 15.1% |
| Supplies | 38,642 | 1,431 | 3.7% |
| Other | 16,500 | 3,997 | 24.2% |
| Total expenditures | <u>1,090,936</u> | <u>214,779</u> | 19.7% |

**Animal Service Center of the Mesilla Valley
Statement of Revenues, Expenditures,
and Changes in Fund Balance - Budget and Actual - Kennel Director
For the Period Ended October 31, 2021 (Unaudited)**

| | <u>Budget</u> | <u>Actual</u> | <u>Actual/Bgt %</u> |
|---------------------------|-------------------------|-----------------------|---------------------|
| Expenditures | | | |
| Personnel | 943,623 | 260,690 | 27.6% |
| Temp agency services | 47,000 | 25,344 | 53.9% |
| Repairs and maintenance | 26,488 | 3,601 | 13.6% |
| Services | 20,815 | 824 | 4.0% |
| Supplies | 147,525 | 43,868 | 29.7% |
| Other | 12,888 | 7,695 | 59.7% |
| Total expenditures | <u>1,198,339</u> | <u>342,023</u> | 28.5% |

**Animal Service Center of the Mesilla Valley
Statement of Revenues, Expenditures,
and Changes in Fund Balance - Budget and Actual - Administrative Operations
For the Period Ended October 31, 2021 (Unaudited)**

| | <u>Budget</u> | <u>Actual</u> | <u>Actual/Bgt %</u> |
|---------------------------|-------------------------|-----------------------|---------------------|
| Expenditures | | | |
| Personnel | 634,067 | 158,226 | 25.0% |
| Services | 394,989 | 113,193 | 28.7% |
| Supplies | 29,654 | 6,512 | 22.0% |
| Insurance | 50,508 | 36,259 | 71.8% |
| Other | 4,500 | 240 | 5.3% |
| Total expenditures | <u>1,113,718</u> | <u>314,429</u> | 28.2% |

**Animal Service Center of the Mesilla Valley
Statement of Revenues, Expenditures,
and Changes in Fund Balance as of October 31, 2021 (Unaudited)**

**General Fund
7440**

| | <u>Revised Budget</u> | <u>July 2021</u> | <u>August 2021</u> | <u>September 2021</u> | <u>October 2021</u> | <u>Total</u> | <u>Actual/Bgt %</u> |
|-----------------------------|-----------------------|------------------|--------------------|-----------------------|---------------------|------------------|---------------------|
| Revenues | | | | | | | |
| Pet licenses-CLC | \$ 40,669 | \$ 2,012 | \$ 1,536 | \$ - | \$ - | \$ 3,548 | 8.7% |
| Pet licenses-DAC | 14,389 | 892 | 1,069 | 593 | 758 | 3,312 | 23.0% |
| Vaccinations | 53,010 | 1,775 | 11,490 | 1,525 | 7,840 | 22,630 | 42.7% |
| Pet micro-chip | 30,292 | 1,105 | 3,365 | 720 | 3,270 | 8,460 | 27.9% |
| Onsite adoptions | 90,000 | 6,920 | 8,785 | 2,295 | 11,504 | 29,504 | 32.8% |
| Return to owner-DAC | 15,806 | 1,140 | 1,485 | 840 | 1,078 | 4,543 | 28.7% |
| Return to owner-CLC | 25,792 | 2,443 | 1,508 | 1,210 | 1,650 | 6,811 | 26.4% |
| Spay/neuter | 79,349 | 7,387 | 4,222 | 6,765 | 5,865 | 24,239 | 30.5% |
| Dona Ana County | 1,450,000 | 319,000 | 102,818 | 102,818 | 102,819 | 627,455 | 43.3% |
| City of Las Cruces | 1,750,000 | 385,000 | 124,091 | 124,091 | 124,091 | 757,273 | 0.0% |
| City of Anthony | 6,000 | - | - | - | - | - | 0.0% |
| Donations & memorials | 25,052 | 1,274 | 2,416 | 2,611 | 2,160 | 8,461 | 33.8% |
| Grant revenue | 197,519 | - | - | - | - | - | 0.0% |
| City of Sunland Park | 2,858 | - | - | - | - | - | 0.0% |
| Village of Hatch | 335 | - | - | - | - | - | 0.0% |
| Other revenue | 20,973 | 1,798 | 2,429 | 1,418 | 2,355 | 8,000 | 38.1% |
| Investment income | - | - | 971 | (580) | (1,331) | (940) | 0.0% |
| Total revenues | 3,802,044 | 730,746 | 266,185 | 244,306 | 262,059 | 1,503,296 | 39.5% |
| Expenditures | | | | | | | |
| Personnel | 2,498,820 | 92,179 | 150,111 | 237,665 | 154,136 | 634,091 | 25.4% |
| Temp agency services | 27,000 | - | - | 13,877 | 11,467 | 25,344 | 0.0% |
| Repairs and maintenance | 26,488 | 653 | 1,664 | 1,135 | 149 | 3,601 | 13.6% |
| Services | 771,732 | 26,259 | 27,926 | 45,156 | 68,066 | 167,407 | 21.7% |
| Supplies | 362,939 | 3,438 | 12,645 | 23,232 | 21,789 | 61,104 | 16.8% |
| Insurance | 50,508 | 2,815 | 29,934 | 997 | 2,513 | 36,259 | 71.8% |
| Other | 40,826 | 1,278 | 3,369 | 1,919 | 5,368 | 11,934 | 29.2% |
| Depreciation | 250 | - | - | - | - | - | 0.0% |
| Capital outlay | 23,731 | - | - | - | 23,731 | 23,731 | 0.0% |
| Total expenditures | 3,802,294 | 126,622 | 225,649 | 323,981 | 263,488 | 963,471 | 25.3% |
| Net Operating Income (Loss) | (250) | 604,124 | 40,536 | (79,675) | (1,429) | 539,825 | |
| Transfers | - | - | - | - | - | - | |
| Net Change in Fund Balance | \$ (250) | \$ 604,124 | \$ 40,536 | \$ (79,675) | \$ (1,429) | \$ 539,825 | |

**Animal Service Center of the Mesilla Valley
Grants and Donations Schedule
as of October 31, 2021**

| Fund | Project | Project Name | Award Amount | Life-to-Date Expenditures | Remaining Balance | Type | End Date | Purpose |
|-------------|----------------|---|---------------------|----------------------------------|--------------------------|-------------|-----------------|---|
| 7440 | 11924 | Best Friends Executive Leadership | \$ 5,000 | 1,249 | \$ 3,751 | Local Grant | Until Spent | To cover any expenses associated with the Best Friends Executive Leadership Program |
| 7440 | 11943 | Carroll Petrie Foundation | \$ 25,000 | 12,553 | \$ 12,447 | Local Grant | Until Spent | No stipulations |
| 7440 | 11944 | Maddie's Pet Foster Care COVID Stimulus | \$ 10,000 | 3,888 | \$ 6,112 | Local Grant | Until Spent | Supports ASCMV Foster Care Efforts |
| 7441 | 11627 | Stern Donation | \$ 50,000 | 48,202 | \$ 1,798 | Donation | Upon completion | The Kern donation provides funding strictly for costs associated with the renovation of the cat room. |
| 7440 | 12049 | Carroll Petrie Foundation | \$ 150,000 | 26,302 | \$ 123,698 | Local Grant | Until Spent | For general operating Support |
| 7440 | Unassigned | Best Friends Animal Society | \$ 20,000 | - | \$ 20,000 | Local Grant | Until Spent | |
| 7440 | Unassigned | Pet Smart Charities | \$ 1,000 | - | \$ 1,000 | Local Grant | Until Spent | |









ASCMV FS 10312021 Corrected

Final Audit Report

2021-11-10

| | |
|-----------------|--|
| Created: | 2021-11-09 |
| By: | Josie Trevino (jomedina@las-cruces.org) |
| Status: | Approved |
| Transaction ID: | CBJCHBCAABAAU6hShFvoCXP7UMTbyU78j8QFmBXI60_V |

"ASCMV FS 10312021 Corrected" History

-  Document created by Josie Trevino (jomedina@las-cruces.org)
2021-11-09 - 9:17:09 PM GMT
-  Document emailed to Joshua Saffell (jsaffell@las-cruces.org) for approval
2021-11-09 - 9:18:03 PM GMT
-  Email viewed by Joshua Saffell (jsaffell@las-cruces.org)
2021-11-09 - 9:20:21 PM GMT
-  Document approved by Joshua Saffell (jsaffell@las-cruces.org)
Approval Date: 2021-11-09 - 9:21:05 PM GMT - Time Source: server
-  Document emailed to Leeann Demouche (ldemouche@las-cruces.org) for approval
2021-11-09 - 9:21:06 PM GMT
-  Email viewed by Leeann Demouche (ldemouche@las-cruces.org)
2021-11-10 - 7:01:39 PM GMT
-  Document approved by Leeann Demouche (ldemouche@las-cruces.org)
Approval Date: 2021-11-10 - 7:01:58 PM GMT - Time Source: server
-  Agreement completed.
2021-11-10 - 7:01:58 PM GMT

Animal Services Center of the Mesilla Valley

Monthly Statistics Report - October 2021

| | Dogs | Cats | Rabbits | Reptiles | Pocket Pets | Avian E | Avian L, W | Livestock (horse, goat, sheep, pig, donkey) | Wildlife (skunk, bat, coyote, fox, raccoon) | Total |
|---------------------------------------|------------|------------|----------|----------|-------------|----------|------------|---|---|------------|
| INTAKE | | | | | | | | | | |
| City of Las Cruces | | | | | | | | | | |
| Owner Surrender | 36 | 5 | | | | | | 1 | | 42 |
| Returned Adoptions | 5 | 0 | | | | | | | | 5 |
| Seized/Welfare Hold | 8 | 1 | | | | | | | | 9 |
| Strays (brought in by the public) | 42 | 49 | | | 1 | | | | | 92 |
| Strays (brought in by Animal Control) | 52 | 125 | | | | | | | | 177 |
| Wildlife | | | | | | | | | 2 | 2 |
| Subtotal City of Las Cruces | 143 | 180 | 0 | 0 | 1 | 0 | 0 | 1 | 2 | 327 |
| Doña Ana County | | | | | | | | | | |
| Owner Surrender | 27 | 8 | | | | | | | | 35 |
| Returned Adoptions | 0 | 0 | | | | | | | | 0 |
| Seized/Welfare Hold | 6 | 1 | | | | | | | | 7 |
| Strays (brought in by the public) | 23 | 67 | | | | | | | | 90 |
| Strays (brought in by Animal Control) | 75 | 64 | | | | | | | | 139 |
| Wildlife | | | | | | | | | | 0 |
| Subtotal Doña Ana County | 131 | 140 | 0 | 0 | 0 | 0 | 0 | 0 | 0 | 271 |
| Total Intake | 308 | 339 | 0 | 0 | 1 | 0 | 0 | 0 | 2 | 651 |

| OUTCOME <i>(city and county)</i> | Dogs | Cats | Rabbits | Reptiles | Pocket Pets | Avian E | Avian L, W | Livestock <i>(horse, goat, sheep, pig, donkey)</i> | Wildlife <i>(skunk, bat, coyote, fox, raccoon)</i> | Total |
|--|-------------|-------------|----------------|-----------------|--------------------|----------------|-------------------|--|--|--------------|
| Admin Missing | | | | | | | | | | |
| Foster-Escaped | 0 | 1 | | | | | | | | 1 |
| Foster-Lost Contact | | | | | | | | | | 0 |
| Foster-Stolen From | | | | | | | | | | 0 |
| FTA-Escaped | | | | | | | | | | 0 |
| FTA-Lost Contact | | | | | | | | | | 0 |
| FTA-Stolen From | | | | | | | | | | 0 |
| FTA-Gave Away | | | | | | | | | | 0 |
| Offsite-Missing | | | | | | | | | | 0 |
| Offsite-Stolen From | | | | | | | | | | 0 |
| Shelter-Escaped | | | | | | | | | | 0 |
| Shelter-Missing | | | | | | | | | | 0 |
| Shelter-Stolen From | | | | | | | | | | 0 |
| Subtotal Admin Missing | 0 | 1 | 0 | 0 | 0 | 0 | 0 | 0 | 0 | 1 |
| Adoptions | 86 | 45 | 1 | | 2 | | | | | 134 |
| Expired in Shelter Care | 5 | 8 | | | | | | | | 13 |
| Expired in Foster Care | 2 | 13 | | | | | | | | 15 |
| DOA | | | | | | | | | | 0 |
| Return to Owner | 57 | 9 | | | | | | | | 66 |
| Transferred Out (Rescues) | 126 | 28 | | | | | | | | 154 |
| Community Cats (TNR) | 0 | 143 | | | | | | | | 143 |
| Wildlife Release | | | | | | | | | | 0 |
| Owner Request Euthanasia | 37 | 12 | | | 1 | | | | | 50 |
| Euthanized | | | | | | | | | | 0 |
| Behavior - Aggressive - Dog | 24 | 0 | | | | | | | | 24 |
| Behavior - Aggressive - Other Animals | | | | | | | | | | 0 |
| Behavior - Aggressive - People | 1 | 2 | | | | | | | | 3 |
| Behavior - Feral | | | | | | | | | | 0 |
| Behavior - High Arousal Level | 2 | 0 | | | | | | | | 2 |
| Behavior - Problem Eliminator | | | | | | | | | | 0 |
| Behavior - Resources Guarding | 2 | 0 | | | | | | | | 2 |
| Behavior - Timid | | | | | | | | | | 0 |
| Behavior - Timid - Fear Biter | 4 | 0 | | | | | | | | 4 |
| Court Order | | | | | | | | | | 0 |
| Medical - Distemper Suspect - Resp/GI | 1 | 0 | | | | | | | | 1 |
| Medical - Distemper - Exposed | | | | | | | | | | 0 |
| Medical - Distemper - TX | 4 | 0 | | | | | | | | 4 |
| Medical - Distemper - Non TX | | | | | | | | | | 0 |
| Medical - Failure of Vital Function | 3 | 2 | | | | | | | | 5 |
| Medical - Failure To Thrive | 0 | 20 | | | | | | | | 20 |
| Medical - Felv | | | | | | | | | | 0 |
| Medical - FIV | | | | | | | | | | 0 |
| Medical - General | 5 | 14 | 0 | | | | | | | 19 |

| | Dogs | Cats | Rabbits | Reptiles | Pocket Pets | Avian E | Avian L, W | Livestock (horse, goat, sheep, pig, donkey) | Wildlife (skunk, bat, coyote, fox, raccoon) | Total |
|--------------------------------------|--------------|--------------|-----------|-----------|-------------|-----------|------------|---|---|--------------|
| Medical - Geriatric | 1 | 1 | | | | | | | | 2 |
| Medical - HW Positive - TX | | | | | | | | | | 0 |
| Medical - HW Positive - Non TX | | | | | | | | | | 0 |
| Medical - Mange - TX | | | | | | | | | | 0 |
| Medical - Mange - Non TX | | | | | | | | | | 0 |
| Medical - Mass | 1 | 0 | | | | | | | | 1 |
| Medical - Neurological | 0 | 1 | | | | | | | | 1 |
| Medical - Organ Failure | | | | | | | | | | 0 |
| Medical - Parvo - TX | | | | | | | | | | 0 |
| Medical - Parvo - Non TX | 2 | 0 | | | | | | | | 2 |
| Medical - Pregnant | | | | | | | | | | 0 |
| Medical - Prolapse | | | | | | | | | | 0 |
| Medical - Respiratory Signs - TX | 25 | 3 | | | | | | | | 28 |
| Medical - Respiratory Signs - Non TX | 0 | 18 | | | | | | | | 18 |
| Medical - Ringworm | 0 | 4 | | | | | | | | 4 |
| Offsite Euthanasia | | | | | | | | | | 0 |
| Rabies Suspect - Injured | | | | | | | | | | 0 |
| Rabies Suspect - Sick/Symptomatic | | | | | | | | | | 0 |
| Rabies Suspect - Wildlife | | | | | | | | | | 0 |
| Severe Injuries - Animal Attack | | | | | | | | | 1 | 1 |
| Severe Injuries - General | 1 | 4 | | | | | | | | 5 |
| Severe Injuries - Hit By Car | 2 | 0 | | | | | | | | 2 |
| Space - Behavior | 7 | 0 | | | | | | | | 7 |
| Space - General | 1 | 0 | | | | | | | | 1 |
| Space - Medical | 16 | 17 | | | | | | | | 33 |
| Wildlife - Nuisance | | | | | | | | | 2 | 2 |
| Subtotal Euthanized | 102 | 86 | 0 | 0 | 0 | 0 | 0 | 1 | 2 | 191 |
| Euthanasia Rate | 33.1% | 25.4% | na | na | na | na | na | 100.0% | 100.0% | 29.3% |
| Total Outcome | 415 | 345 | 1 | 0 | 3 | 0 | 0 | 1 | 2 | 767 |

| | | | | | | | | | | | | |
|--------------------|---|-------|-------|--------|-----|--------|-----|-----|-----|------|------|-------|
| Grand Total | Intake* | 308 | 339 | 0 | 0 | 1 | 0 | 0 | 0 | 1 | 2 | 651 |
| | Outcome* | 415 | 345 | 1 | 0 | 3 | 0 | 0 | 0 | 1 | 2 | 767 |
| Statistics | Live Release Rate | 72.5% | 72.3% | 100.0% | na | 100.0% | na | na | na | 0.0% | 0.0% | 72.4% |
| | Euthanized, Expired in Care, DOA | 109 | 107 | 0 | 0 | 0 | 0 | 0 | 0 | 1 | 2 | 219 |
| | Average Intake/day | 9.9 | 10.9 | 0.0 | 0.0 | 0.0 | 0.0 | 0.0 | 0.0 | 0.0 | 0.1 | 21.0 |
| | Average Outcome/day | 13.4 | 11.1 | 0.0 | 0.0 | 0.1 | 0.0 | 0.0 | 0.0 | 0.0 | 0.1 | 24.7 |
| | Average Euthanizations/day | 3.3 | 2.8 | 0.0 | 0.0 | 0.0 | 0.0 | 0.0 | 0.0 | 0.0 | 0.1 | 6.2 |
| | Average RTO/day | 1.8 | 0.3 | 0.0 | 0.0 | 0.0 | 0.0 | 0.0 | 0.0 | 0.0 | 0.0 | 2.1 |
| | Average Adoptions/day | 2.8 | 1.5 | 0.0 | 0.0 | 0.1 | 0.0 | 0.0 | 0.0 | 0.0 | 0.0 | 4.3 |

**ASCMV Website Page Views -- 32,316

**ASCMV Instagram -- 27,209 people reached; 236,234 impressions; 474 ad clicks

**ASCMV Facebook Page Views -- 3,139

**ASCMV Snapchat -- 60,411 impressions; 389 ad clicks

**ANIMAL SERVICES CENTER OF THE MESILLA VALLEY
RESOLUTION NO. 2021-08**

A RESOLUTION TO ACCEPT THE \$40,000 BEST FRIENDS ANIMAL SOCIETY GRANT AND ADJUST THE ADOPTED FY2022 BUDGET ALLOWING THE GRANT.

The Animal Services Center of the Mesilla Valley (ASCMV) Board of Directors is hereby informed that:

WHEREAS the ASCMV applied for and is the recipient of a Best Friends Animal Society grant;

and

WHEREAS the funds will be used to support programming of the ASCMV, specifically to bring in a one-year, contracted community coordinator to work with designated low-income areas for which City Animal Control receives the most dispatch calls for community cats to assist with owned-animal care and trap-neuter-return (TNR) of community cats; and

NOW THEREFORE be it resolved by the Board of Directors for the Animal Services Center of the Mesilla Valley:

(I)

THAT the FY2022 adopted budget will be hereby amended as shown in Exhibit A attached hereto and made part of this resolution and is hereby adopted.

(II)

THAT once approved, a copy of the signed, recorded resolution and any supporting documentation will be submitted to the City of Las Cruces, as fiscal agent for submission to the Department of Finance and Administration (DFA) for approval and incorporation into its (City of Las Cruces) respective budget for inclusion in the FY2022 budget for the ASCMV.

(III)

THAT ASCMV staff are hereby authorized to take any action necessary to implement and comply with the budget submitted and approved as part of this resolution.

PASSED AND APPROVED this 17th day of November 2021.

Board Chair

MOVED BY: _____

SECONDED BY: _____

VOTE:

Manuel Sanchez, Chair _____ yea nay

Tessa Abeyta-Stuve, Vice-Chair _____ yes nay

Lynn Ellins, Member _____ yea nay

Kasandra Gandara, Member _____ yea nay

Diana Murillo-Trujillo, Member _____ yea nay

Yvonne Flores, Member _____ yea nay

Eric Enriquez, Ex-Officio Member _____ yea nay

Chuck McMahon, Ex-Officio Member _____ yea nay

ATTEST:

Amanda López Askin, Ph. D., County Clerk

CITY OF LAS CRUCES
BUDGET ADJUSTMENT REQUEST
BUDGET FISCAL YEAR 2021-22

Exhibit A

| | 7440 | | | |
|---|------------------------|------------------|-----------------|------------------|
| | ANIMAL SERVICES CENTER | | | |
| | 2021-22 | | | |
| | Original Budget | Amended Budget | Req. Adjustment | Adjusted Budget |
| RESOURCES | | | | |
| Beginning Balance | \$ 523,538 | 523,538 | 0 | 523,538 |
| Revenues | | | | |
| Municipal Gross Receipts Tax | 0 | 0 | 0 | 0 |
| Public Safety Gross Receipts Tax | 0 | 0 | 0 | 0 |
| Hold Harmless Replacement GRT | 0 | 0 | 0 | 0 |
| State-Shared Gross Receipts Tax | 0 | 0 | 0 | 0 |
| Environmental Gross Receipts Tax | 0 | 0 | 0 | 0 |
| County Environmental Gross Receipts Tax | 0 | 0 | 0 | 0 |
| Internet Sales Gross Receipts Tax | 0 | 0 | 0 | 0 |
| Gasoline Tax | 0 | 0 | 0 | 0 |
| Cigarette Tax | 0 | 0 | 0 | 0 |
| Lodgers Tax | 0 | 0 | 0 | 0 |
| Property Taxes | 0 | 0 | 0 | 0 |
| Payment In Lieu of Property Tax | 0 | 0 | 0 | 0 |
| Franchise Fees | 0 | 0 | 0 | 0 |
| Payment In Lieu of Franchise Fees | 0 | 0 | 0 | 0 |
| Licenses, Fees & Permits | 55,058 | 55,058 | 0 | 55,058 |
| Convention Center Fee | 0 | 0 | 0 | 0 |
| Auto License - State Shared | 0 | 0 | 0 | 0 |
| Fines & Forfeitures | 0 | 0 | 0 | 0 |
| Charges For Services | 3,524,415 | 3,524,415 | 0 | 3,524,415 |
| Natural Gas Sales - Commodity | 0 | 0 | 0 | 0 |
| Motor Pool Maintenances Charges | 0 | 0 | 0 | 0 |
| Fuel Charges | 0 | 0 | 0 | 0 |
| Intergovernmental | 0 | 0 | 0 | 0 |
| Investment Income | 0 | 0 | 0 | 0 |
| Miscellaneous Revenues | 25,052 | 25,052 | 0 | 25,052 |
| Federal Grants | 0 | 0 | 0 | 0 |
| State Grants | 0 | 0 | 0 | 0 |
| Local Grants | 57,417 | 197,519 | 40,000 | 237,519 |
| Debt Service | 0 | 0 | 0 | 0 |
| Total Revenues | 3,661,942 | 3,802,044 | 40,000 | 3,842,044 |
| TOTAL RESOURCES | \$ 4,185,480 | 4,325,582 | 40,000 | 4,365,582 |
| Expenditures | | | | |
| General Government | 0 | 0 | 0 | 0 |
| Legislative | 0 | 0 | 0 | 0 |
| Municipal Court | 0 | 0 | 0 | 0 |
| Chief Administrative Officer | 0 | 0 | 0 | 0 |
| City Manager | 0 | 0 | 0 | 0 |
| Legal | 0 | 0 | 0 | 0 |
| Las Cruces Police Department | 0 | 0 | 0 | 0 |
| Las Cruces Fire Department | 0 | 0 | 0 | 0 |
| Utilities | 0 | 0 | 0 | 0 |
| Economic Development | 0 | 0 | 0 | 0 |
| Internal Audit | 0 | 0 | 0 | 0 |
| Assistant City Manager-400 | 0 | 0 | 0 | 0 |
| Human Resources | 0 | 0 | 0 | 0 |
| Financial Services | 0 | 0 | 0 | 0 |
| Information Technology | 0 | 0 | 0 | 0 |
| Fleet | 0 | 0 | 0 | 0 |
| Assistant City Manger-500 | 0 | 0 | 0 | 0 |
| Parks & Recreation | 0 | 0 | 0 | 0 |
| Community Development | 0 | 0 | 0 | 0 |
| Quality of Life | 0 | 0 | 0 | 0 |
| Public Works | 0 | 0 | 0 | 0 |
| ASCMV | 3,661,941 | 3,802,043 | 40,000 | 3,842,043 |
| Total Expenditures | \$ 3,661,941 | 3,802,043 | 40,000 | 3,842,043 |
| Other Resources | | | | |
| Operating Transfers In | 0 | 0 | 0 | 0 |
| Operating Transfers Out | 0 | (270,000) | 0 | (270,000) |
| Total Other Resources | \$ 0 | (270,000) | 0 | (270,000) |
| Accrual Adjustments | 0 | 0 | 0 | 0 |
| ENDING BALANCE | \$ 523,539 | 253,539 | 0 | 253,539 |