

ASCMV Director's Report



Clint Thacker
Executive Director

November 17, 2022

CURRENT ANIMAL COUNT				Total
	DOGS	CATS	OTHER	
2020	240	133	1	374
2021	345	163	0	508
2022	359	146	0	505

October Intake – 2020 vs. 2021 vs. 2022

	2020 Dogs	2021 Dogs	2022 Dogs	2020 Cats	2021 Cats	2022 Cats	2020 Other	2021 Other	2022 Other
<u>Total Intake</u>	281	308	447	245	339	394	26	4	4
<u>2020</u>	552								
<u>2021</u>	651								
<u>2022</u>	845								

OCTOBER INTAKE METHODS

<u>Owner Surrender</u>	11.8%
<u>Return</u>	0.9%
<u>Seized/Welfare Hold</u>	3.9%
<u>Strays By Public</u>	26.4%
<u>Strays By ACO</u>	56.8%
<u>Wildlife</u>	0.1%

October Returns – 2022

DOGS:

- Behavior Problems – 3
- Landlord Doesn't Allow – 1
- Other Pets Incompatible – 2

Total: 6

CATS:

- Allergies (Human) – 1
- Lifestyle Changes – 1

Total: 2

October Diverted Intakes – 2022

DOGS: 133

CATS: 101

OTHER: 0

TOTAL: 234

October Outcomes – 2020 vs. 2021 vs. 2022

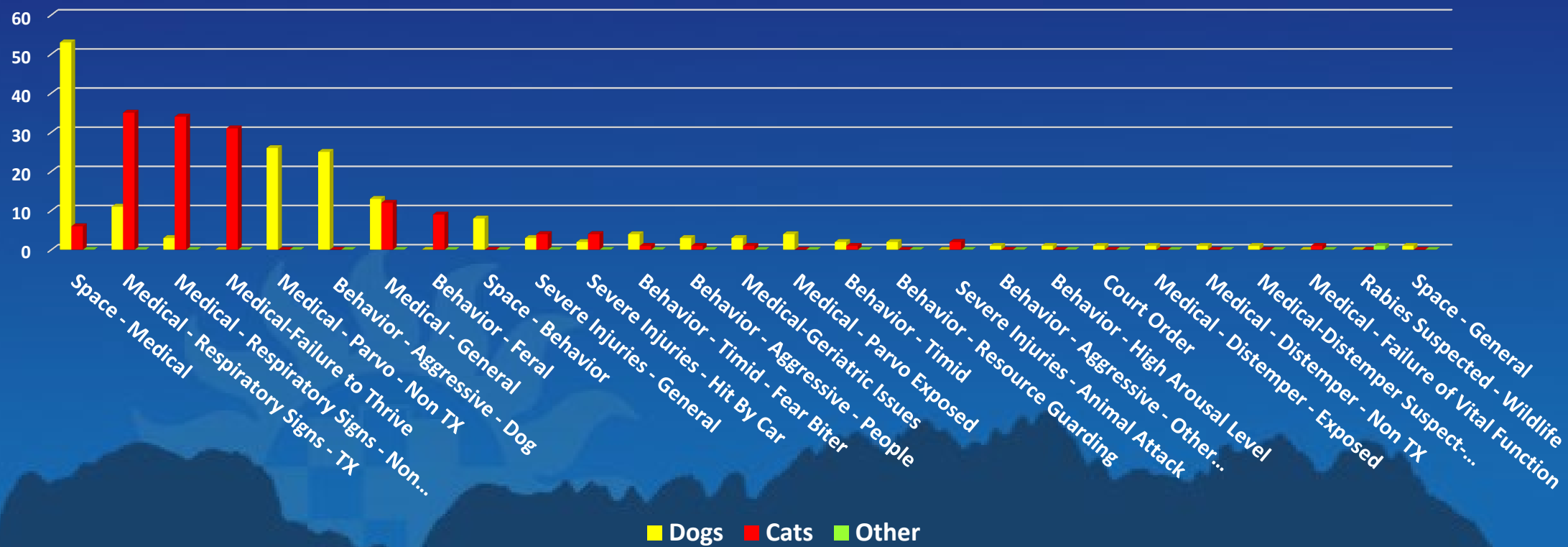
	2020		2021		2022	
<u>Adoptions</u>	22	40.2%	134	20.6%	177	20.9%
<u>Reclaims</u>	64	11.6%	66	10.1%	93	11.0%
<u>Rescued</u>	158	28.6%	174	26.7%	93	11.0%
<u>Community Cats</u>	80	14.5%	143	22.0%	140	16.6%
<u>Euthanasia</u>	116	21.0%	191	29.3%	311	36.8%
<u>LRR</u>		81.9%		73.2%		61.9%

October Transfers – 2022

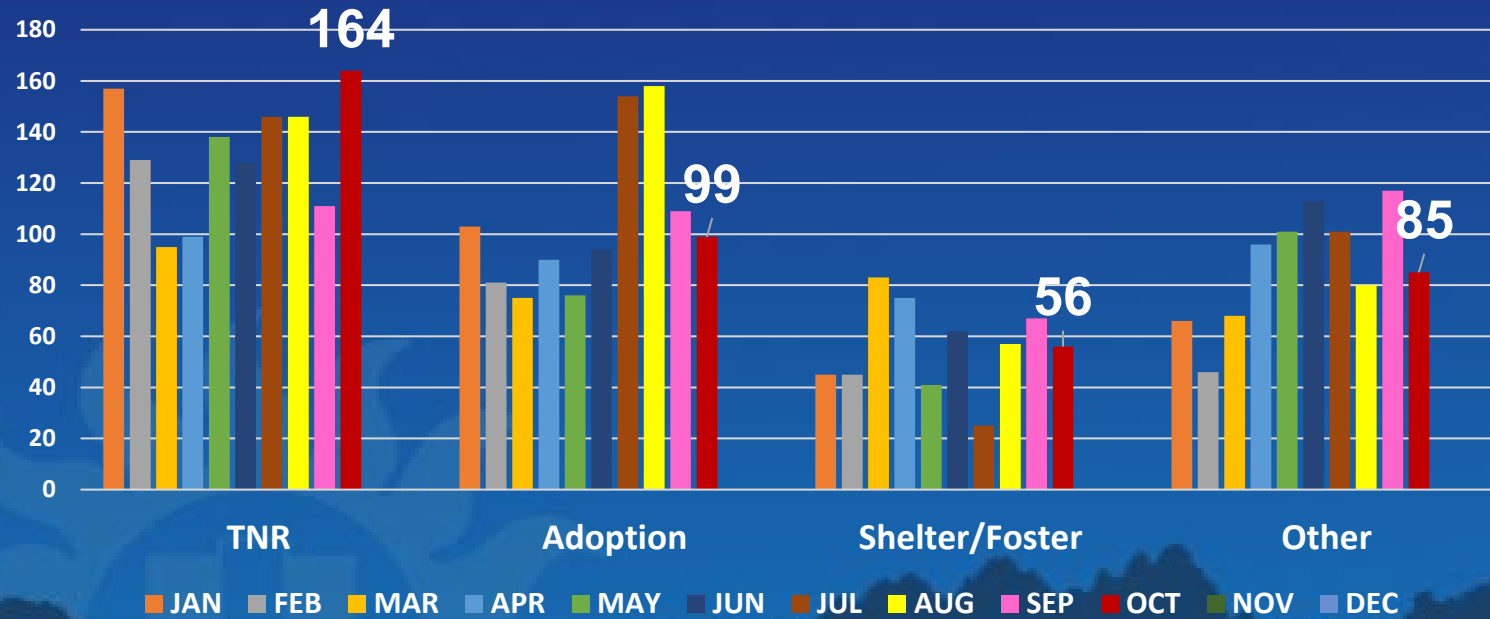
	Dogs	Cats	Other
2 Hearts, 4 Paws Refuge	1		
Action Program for Animals	4	5	
Animal Rescue League of El Paso	6		
Cherished K-9 All Breed Rescue	6		
Cruz's Crusaders	4		
Enchantment Chihuahua Rescue LTD	4		
Front Range Freedom Rescue	3	27	
I'm Almost Home Animal Rescue	8		
Shepherds Beyond Borders	10		
Teller Cty Regional Animal Shelter	1		
The Big Mutt Network, Inc	7		
The Cat's Meow Las Cruces		3	
Up Pup and Away Rescue Inc	4		

**Total Transfers:
93**

Euthanasia Reasons October 2022

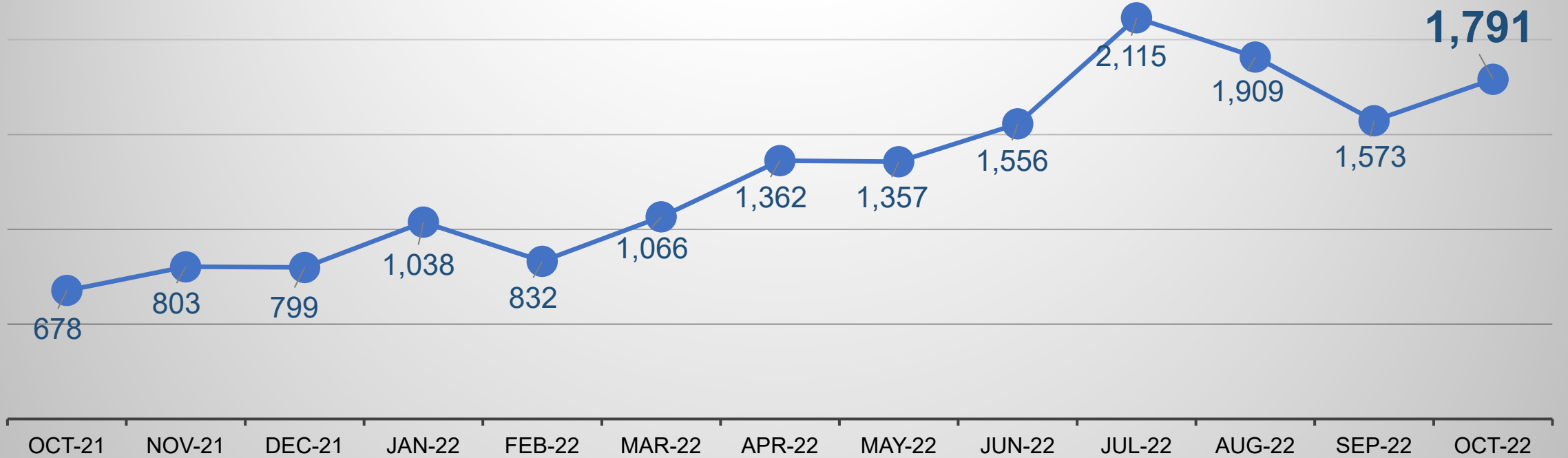


October Surgeries: 404



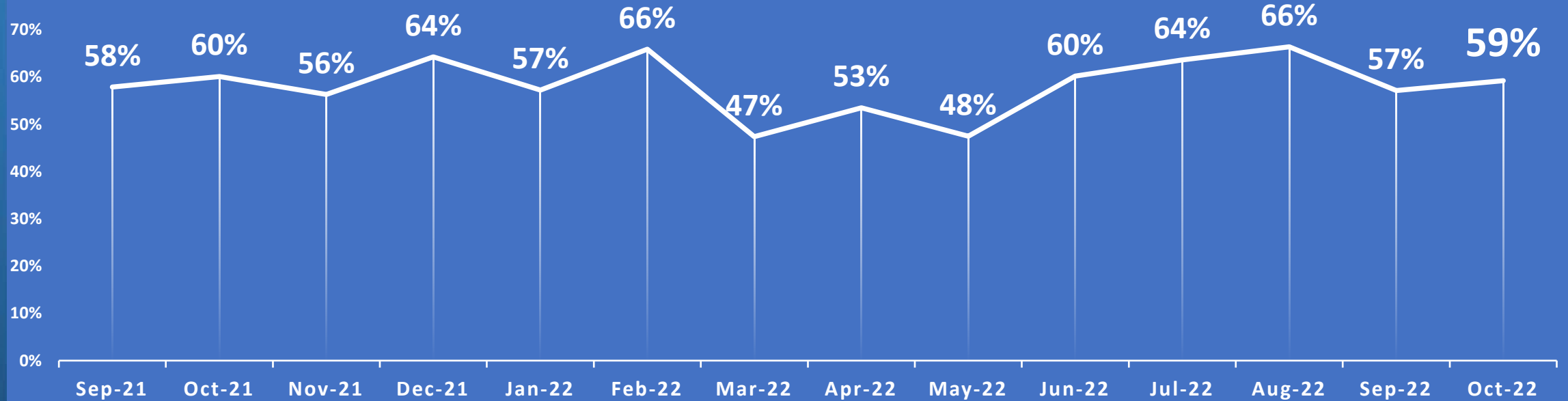
2022 YTD Surgeries – 3,781

Total Visitors - October 2022



OCTOBER ADOPTIONS BY APPOINTMENT

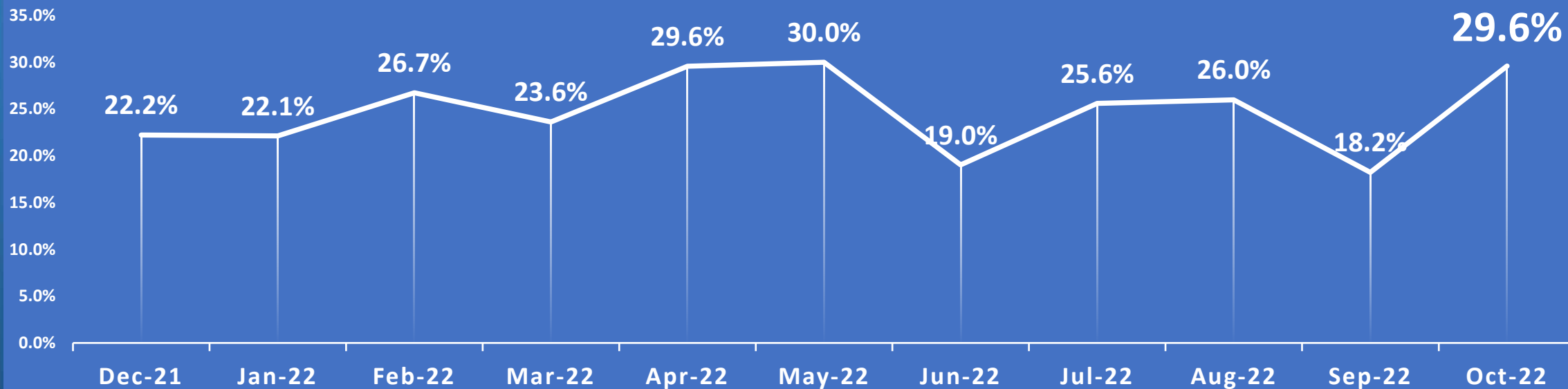
61



Total Appointments	Cancelled, No Show or Rescheduled	Total Adoptions	% of Total Appointments
103	6	61	59.2%

OCTOBER WALK - IN ADOPTIONS

111

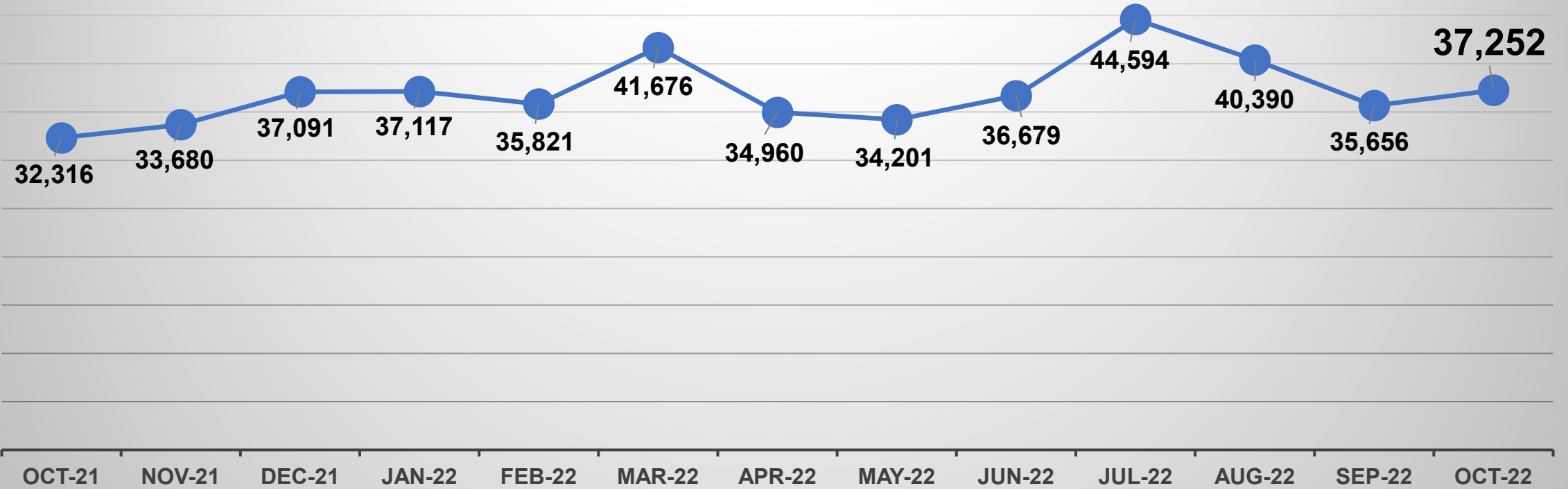


Total Number of Groups	Total Adoptions	% of Walk-In Adoptions
307	56	18.20%

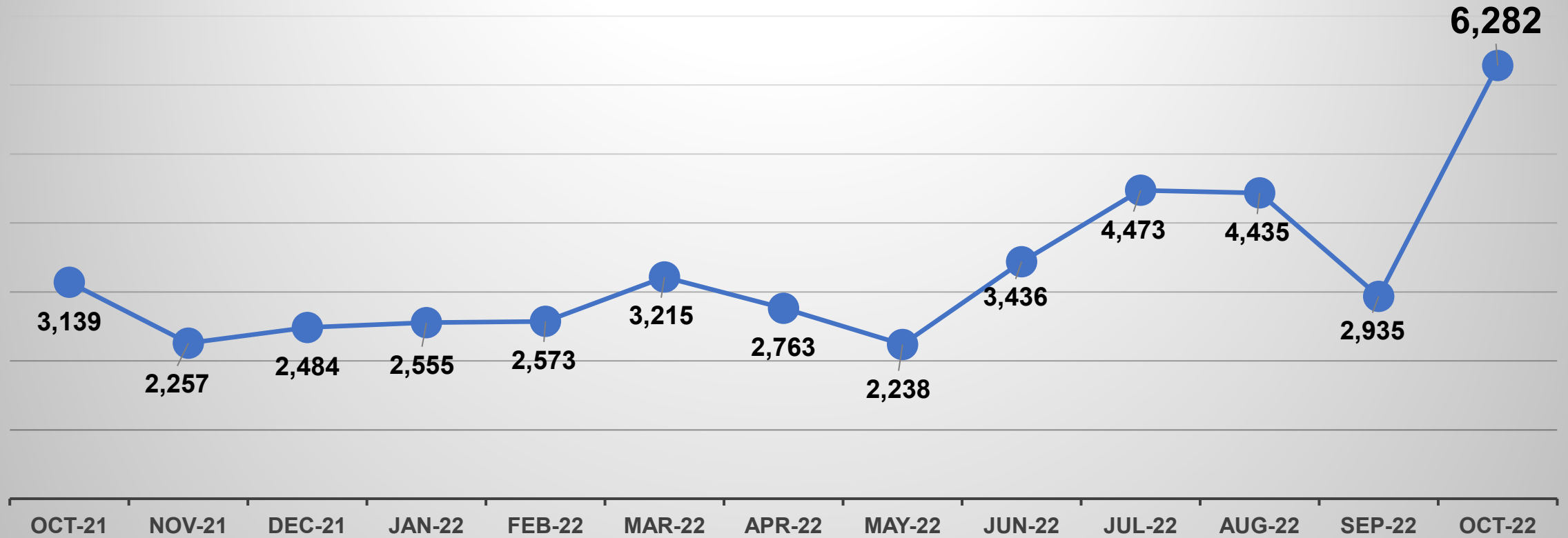
Volunteers



Total Website Page Views - October



Total Facebook Page Views - October





COMING SOON!!

ASCMV Drive-Thru Vaccination Clinic

December 4, 2022

9 am - 2 pm

Field of Dreams



Thomas Amaya

