

ASCMV Director's Report



Clint Thacker
Executive Director

September 23, 2021

CURRENT ANIMAL COUNT				Total
	DOGS	CATS	OTHER	
2019	647	309	16	972
2020	193	172	0	365
2021	348	184	2	534

August Intake – 2019 vs. 2020 vs. 2021

	2019 Dogs	2020 Dogs	2021 Dogs	2019 Cats	2020 Cats	2021 Cats	2019 Other	2020 Other	2021 Other
<u>Total Intake</u>	614	279	381	425	279	310	21	13	7
<u>2019</u>	1,060								
<u>2020</u>	571								
<u>2021</u>	698								

August Transfers – 2021

	Dogs	Cats	Other		Dogs	Cats	Other
ACTion Programs for Animals	9	10		New Hope Rescue	30	5	
BARK-Buckeye Animal Rescue	3			NM Boston Terrier Rescue	1		
Boxer Lovers Rescue	1			Shepherds Beyond Borders	4		
Cache Humane Society	11			Southwest Oasis Labrador Rescue	3		
Cross City Exotics			1	The Cat's Meow Las Cruces		1	
Cruces Cool Cats		1		Tootsie's Vision	1		
Cruz's Crusaders	3			Working Dogs Rescue	2		
From The Heart Animal Rescue	4						
HALO Animal Rescue	38	34					
High Plains P.A.W.	3						
Humane Society of Utah	14			Totals	135	51	1
I'm Almost Home Animal Rescue	8						
				Total Rescues			187

August Returns – 2021

DOGS:

- Behavior Problem - 3
- Landlord Does Not Allow – 2
- Cannot Afford Basic Care – 1
- Lifestyle Changes - 1

Total: 7

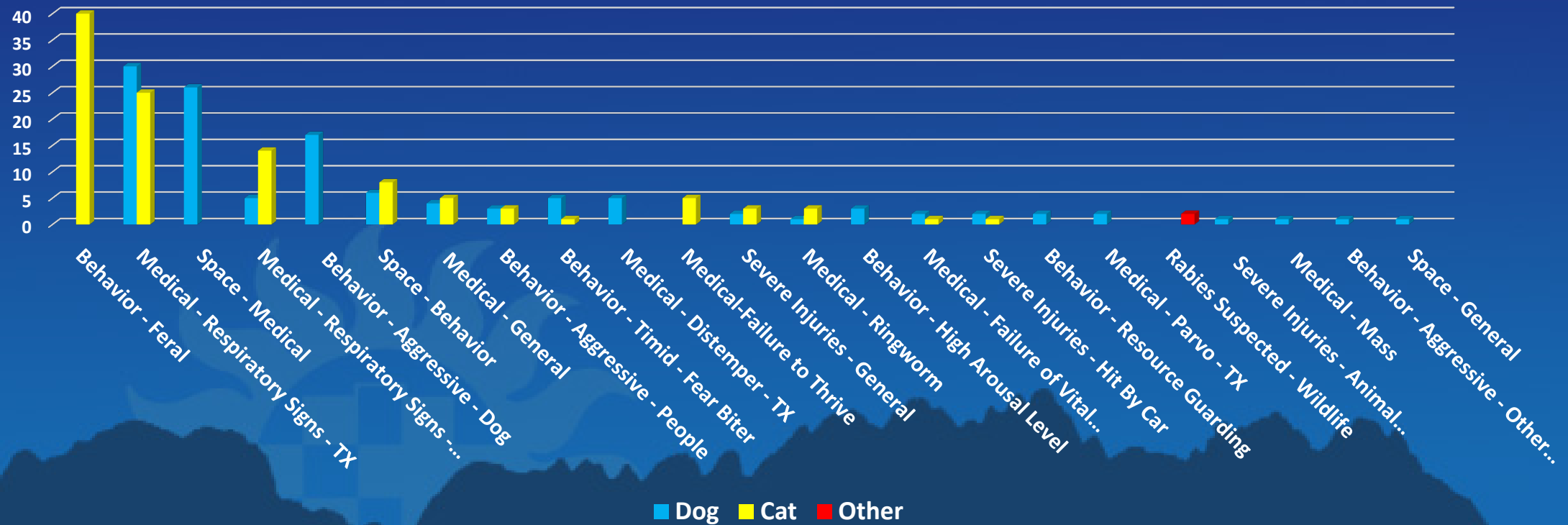
CATS:

Total: 0

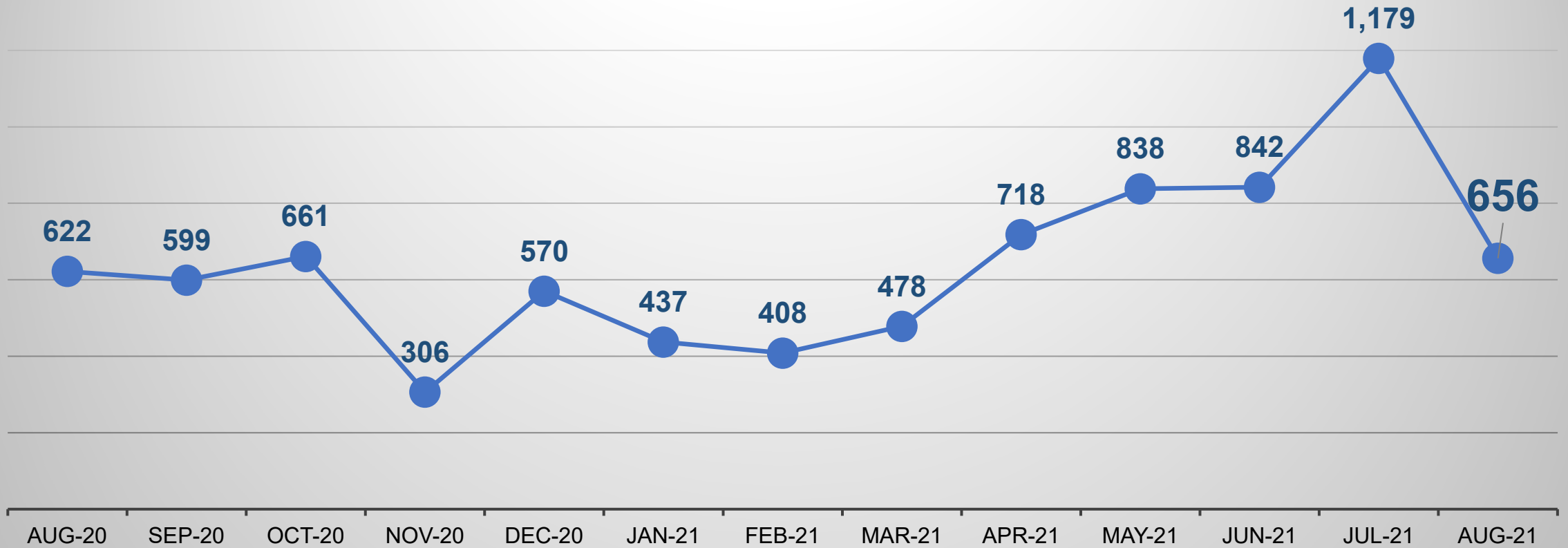
August Outcomes – 2019 vs. 2020 vs. 2021

	2019		2020		2021	
<u>Adoptions</u>	258	24.3%	121	21.2%	140	20.0%
<u>Reclaims</u>	109	10.3%	48	8.4%	80	11.5%
<u>Rescued</u>	214	20.2%	144	25.2%	187	26.8%
<u>Community Cats</u>	93	8.8%	31	5.4%	72	10.3%
<u>Euthanasia</u>	223	21.0%	110	19.3%	230	33.0%
<u>LRR</u>		75.1%		75.8%		67.8%

Euthanasia Reasons August 2021



Total Visitors



August Adoption Appointments

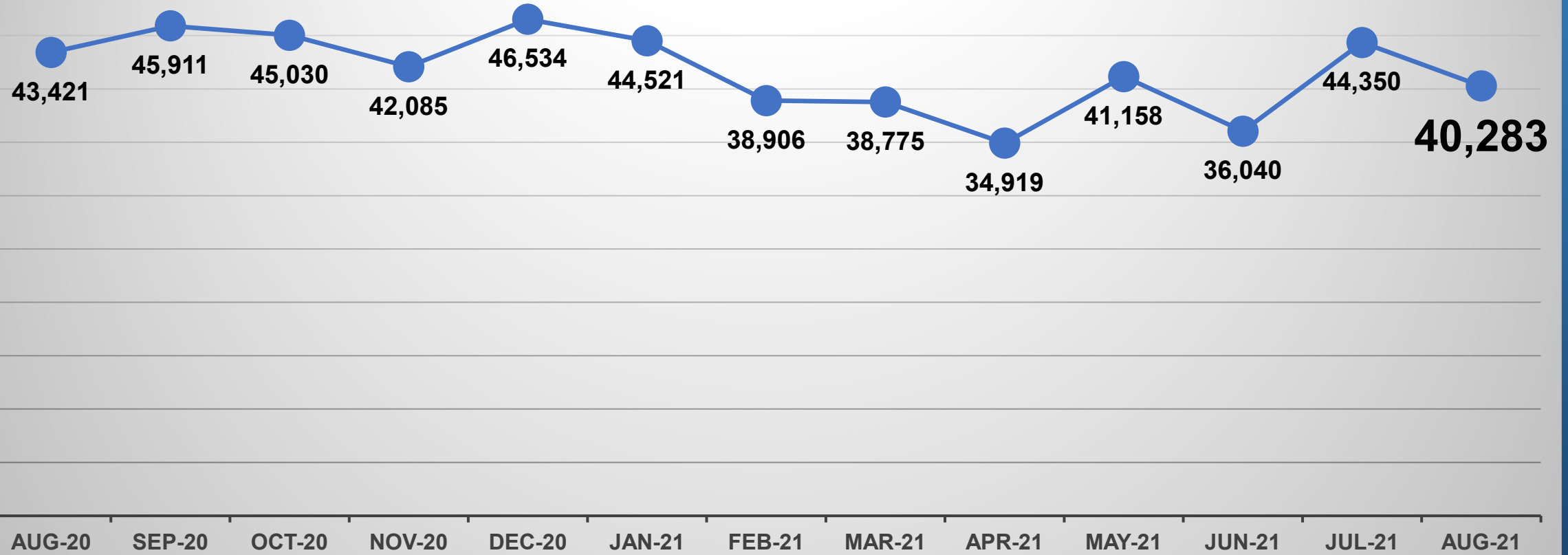
Total Adoption

Appointments: 196

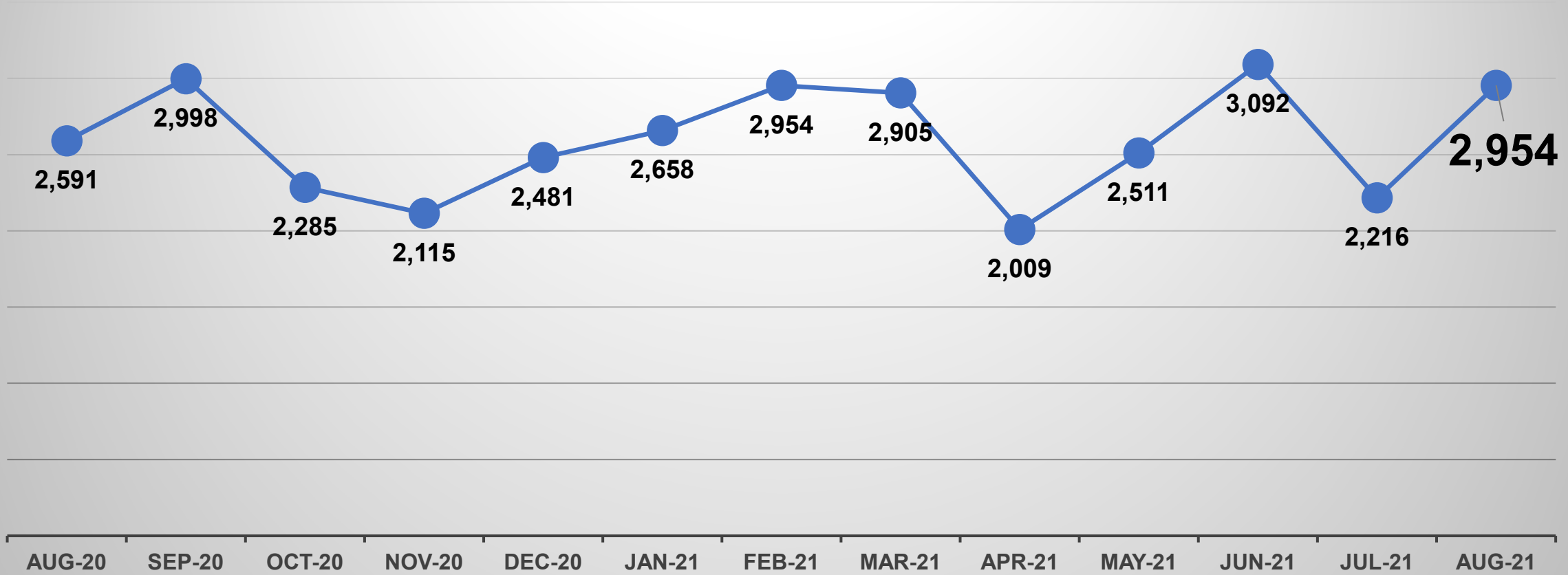
Appointments Kept: 173 88%


Finalized Adoptions: 118 60%

Total Website Page Views



Total Facebook Page Views





Corn



Jaq