

ASCMV Director's Report



Clint Thacker
Executive Director

July 28, 2022

CURRENT ANIMAL COUNT				Total
	DOGS	CATS	OTHER	
2020	185	122	0	307
2021	361	206	3	570
2022	380	128	3	511

June Intake – 2020 vs. 2021 vs. 2022

	2020 Dogs	2021 Dogs	2022 Dogs	2020 Cats	2021 Cats	2022 Cats	2020 Other	2021 Other	2022 Other
<u>Total Intake</u>	286	420	437	259	360	377	17	5	13
<u>2020</u>	562								
<u>2021</u>	785								
<u>2022</u>	827								

June Returns – 2022

DOGS:

- Animal Health Issues – 1
- Cannot Afford Basic Care – 1
- Lifestyle Changes – 3

Total: 5

CATS:

- Behavior Problem – 1

Total: 1

June Diverted Intakes – 2022

DOGS: 153

CATS: 77

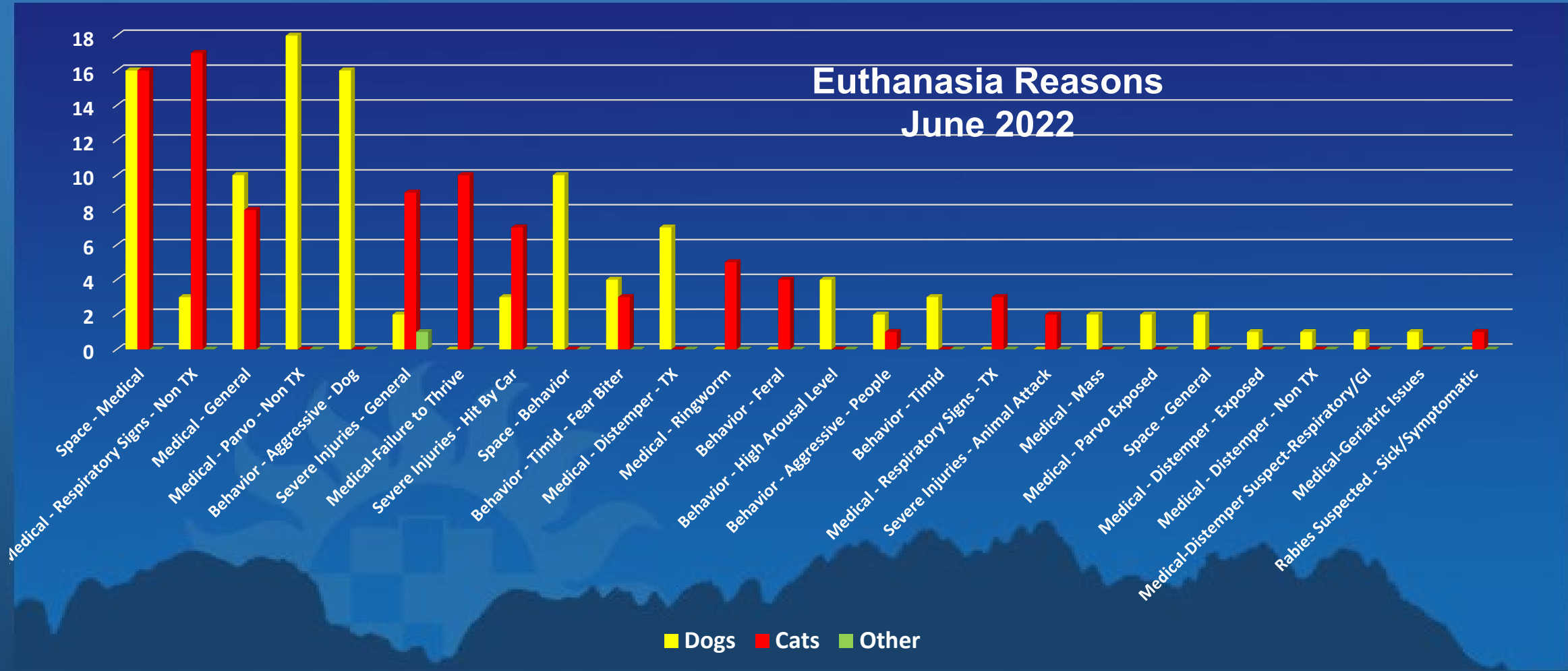
TOTAL: 230

June Outcomes – 2020 vs. 2021 vs. 2022

	2020		2021		2022	
<u>Adoptions</u>	72	12.8%	103	13.1%	155	18.7%
<u>Reclaims</u>	75	13.3%	77	9.8%	73	8.8%
<u>Rescued</u>	192	34.2%	247	31.5%	177	21.4%
<u>Community Cats</u>	32	5.7%	36	4.6%	112	13.5%
<u>Euthanasia</u>	85	15.1%	157	20.0%	193	23.3%
<u>LRR</u>		81.4%		75.0%		72.8%

June Transfers – 2022

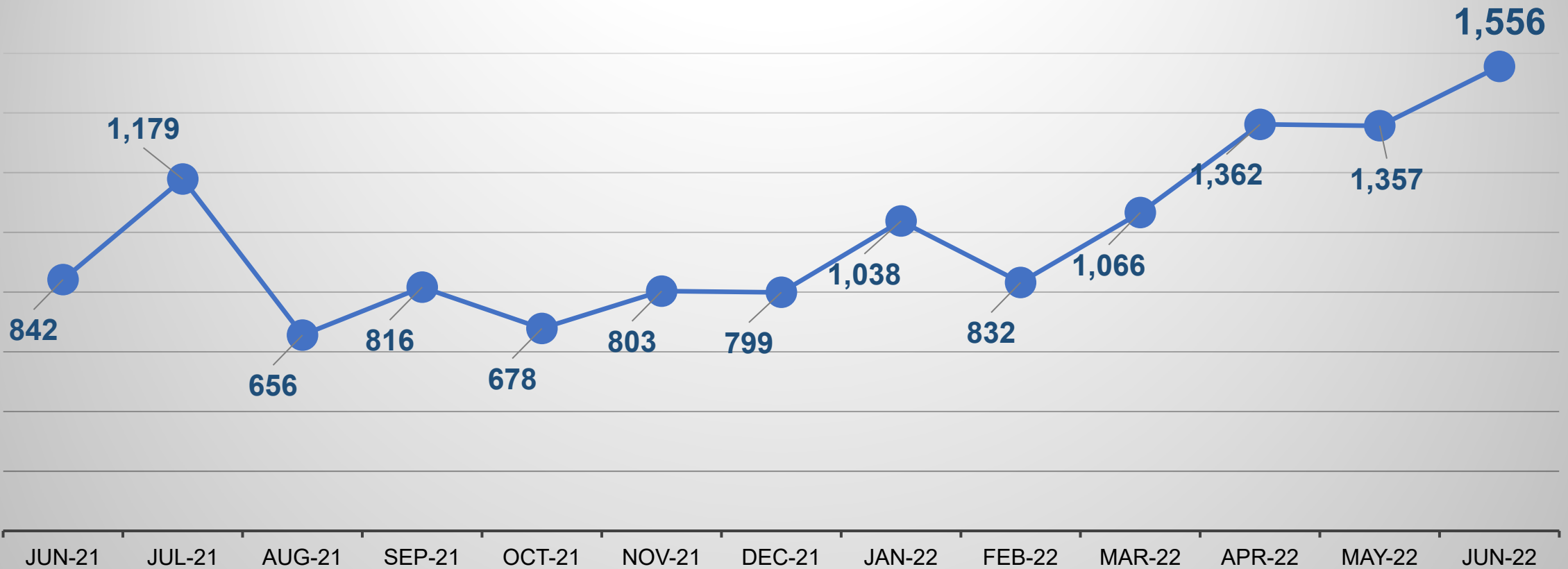
	Dogs	Cats	Other		Dogs	Cats	Other
ACTION Programs for Animals	5	6		I'm Almost Home Animal Rescue	6		
American Belgian Malinois Rescue	8			Innocent Paws Puppy Rescue	7		
Animal Rescue & K9 Charities (ARK)	1			Light In the Desert Sanctuary	1		
Animal Rescue League of El Paso	3			Lunas Fosters Animal Rescue	1		
Boxer Lovers Rescue	1			NM Dog Inc	2		
Cherished K-9 All Breed Rescue	26			Old Dogs New Digs	1		
Colorado Puppy Rescue	12			Pawsitive Life Rescue of NM	5		
Colorado Saint Bernard Rescue	2			Southwest Oasis Labrador Rescue	2		
Cooper's Companions Animal Rescue	5			The Big Mutt Network, Inc	2		
Cruz's Crusaders	1			The Cat's Meow Las Cruces		5	
Enchanted Pass Animal Rescue		14		NM Dept of Game & Fish			1
Forever Homes Animal Rescue	2			US Fish & Wildlife Service			1
Front Range Freedom Rescue		41					
German Shep. Rescue of So. NM	1			Totals	109	66	2
High Desert Doberman Rescue	3						
HOBO-Homeless Boxer Care Denver	12			Total Rescues			177



	TNR	Adoption	Shelter/Foster	Other	Total
Jan-22	157	103	45	66	371
Feb-22	129	81	45	46	301
Mar-22	95	75	83	68	321
Apr-22	99	90	75	96	360
May-22	138	76	41	101	356
Jun-22	128	94	62	113	397

TOTAL SURGERIES YTD: 2,106

Total Visitors - June 2022



June Adoption Appointments

Total Appointments Made:	108	
Appointments Kept:	102	(94%)
Finalized Adoptions:	65	(60%)

Walk-Ins

	# of Groups	Total Adoptions	% of Walk-In Adoptions
Dec-21	45	10	22.2%
Jan-22	104	23	22.1%
Feb-22	101	27	26.7%
Mar-22	127	30	23.6%
Apr-22	230	68	29.6%
May-22	220	66	30.0%
Jun-22	268	51	19.0%

% of Walk-In Adoptions



Volunteers Total

337

Dog Walking Team

70

Cat Care Team

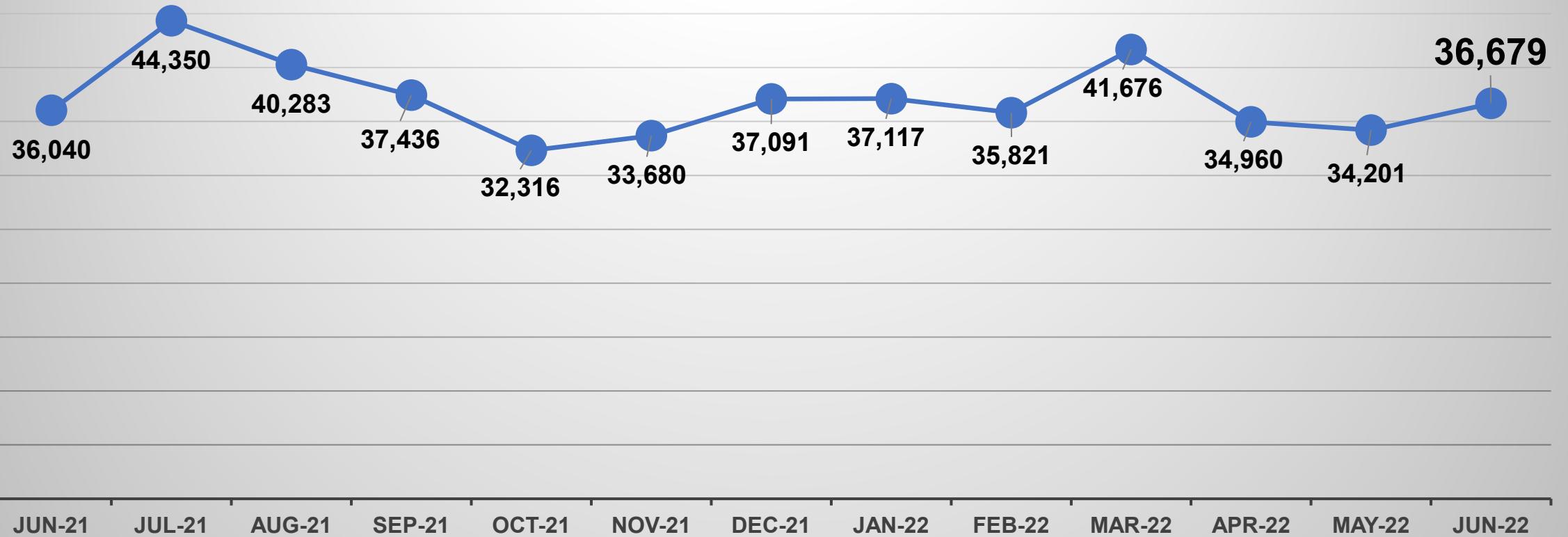
23

Total Hours

1270:00

—
**ASCMV
VOLUNTEERS**
JUNE
2022

Total Website Page Views



Total Facebook Page Views



Orange Thorpe



Rain

