

ASCMV Director's Report



Clint Thacker
Executive Director

June 23, 2022

CURRENT ANIMAL COUNT				Total
	DOGS	CATS	OTHER	
2020	135	103	0	238
2021	371	188	1	560
2022	317	180	5	502

May Intake – 2020 vs. 2021 vs. 2022

	2020 Dogs	2021 Dogs	2022 Dogs	2020 Cats	2021 Cats	2022 Cats	2020 Other	2021 Other	2022 Other
<u>Total Intake</u>	210	362	344	236	347	410	10	4	1
<u>2020</u>	456								
<u>2021</u>	713								
<u>2022</u>	755								

May Transfers – 2022

	Dogs	Cats	Other		Dogs	Cats	Other
ACTion Programs for Animals	1	30		Front Range Freedom Rescue		19	
Animal Rescue League of El Paso	4			German Shepherd Rescue of So. NM	1		
Cherished K-9 All Breed Rescue	9			HALO Animal Rescue	26		
Colorado Puppy Rescue	5			High Desert Doberman Rescue	1		
Cruz's Crusaders	9			Hoffmanns Little Haven for Kittens		7	
Embraced Ragamuttins	2			I'm Almost Home Animal Rescue	9		
Enchanted Pass Animal Rescue	1	19		June's Senior Cat Rescue		1	
Fedwell Farm Rescue	4			Shepherds Beyond Borders	2		
Forever Homes Animal Rescue	1			The Big Mutt Network, Inc	1		
				Totals	76	76	0
				Total Rescues			152

May Returns – 2022

DOGS:

- Allergies (Human in home) – 1
- Animal Health Issues – 2
- Behavior Problems – 2
- Cannot Afford Basic Care – 1
- Landlord Does Not Allow – 2
- Lifestyle Changes – 2

Total: 10

CATS:

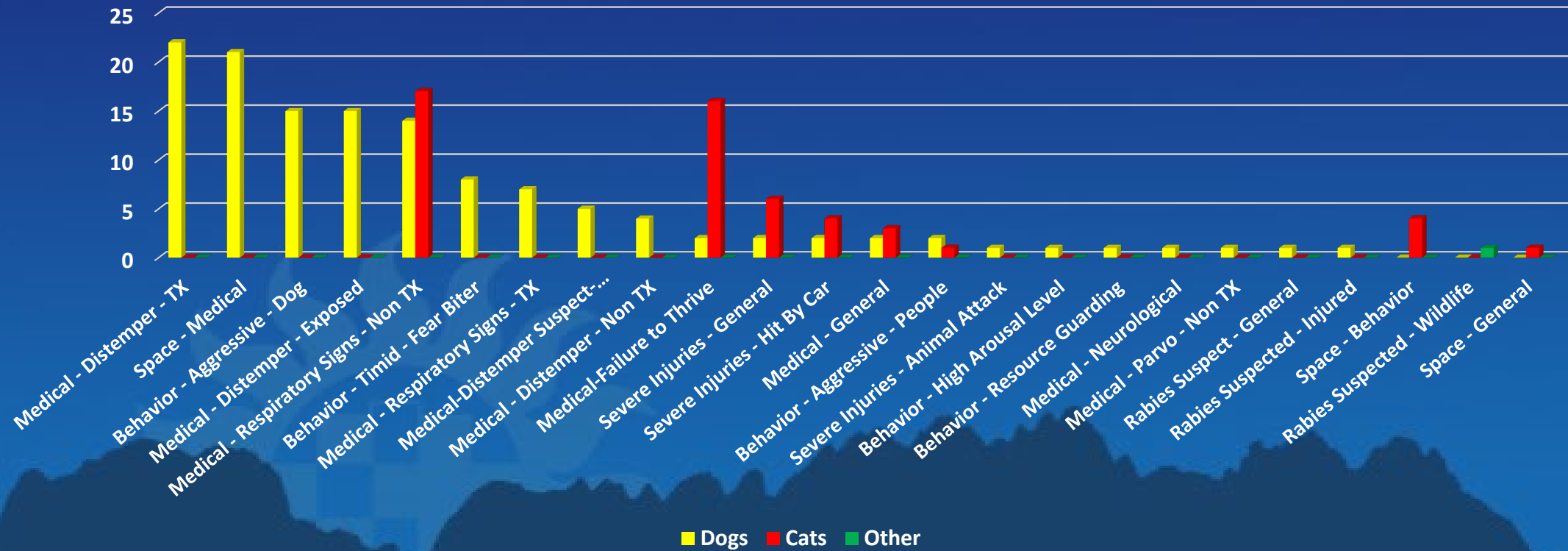
- Lifestyle Changes – 1

Total: 1

May Outcomes – 2020 vs. 2021 vs. 2022

	2020		2021		2022	
<u>Adoptions</u>	54	11.8%	82	11.5%	147	19.5%
<u>Reclaims</u>	56	12.3%	105	14.7%	61	8.1%
<u>Rescued</u>	207	45.4%	282	39.6%	152	20.1%
<u>Community Cats</u>	2	0.4%	41	5.8%	94	12.5%
<u>Euthanasia</u>	67	14.7%	79	11.1%	180	23.8%
<u>LRR</u>		82.7%		87.0%		71.7%

Euthanasia Reasons May 2022



Volunteers Total

308

Dog Walking Team

64

Cat Care Team

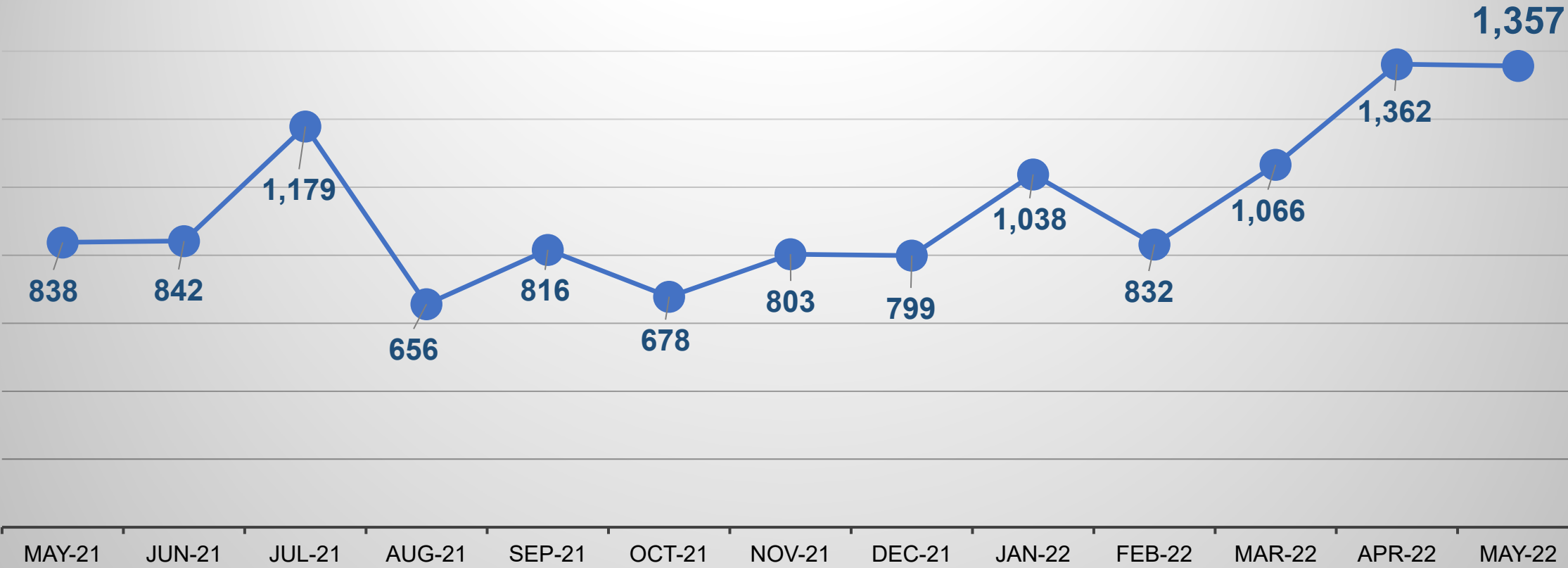
22

Total Hours

375:31

—
**ASCMV
VOLUNTEERS
MAY
2022**

Total Visitors - May 2022



May Adoption Appointments

Date	Total Adoption Appointments	Cancelled, No Show or Rescheduled	% of TA	Total of Adoptions	% of TA
<i>Total</i>	80	7	8.8%	38	47.5%
<i>Average</i>	3	0	6.7%	1	47.4%
<i>Days in Count</i>	30	30		30	

Appointments Kept:

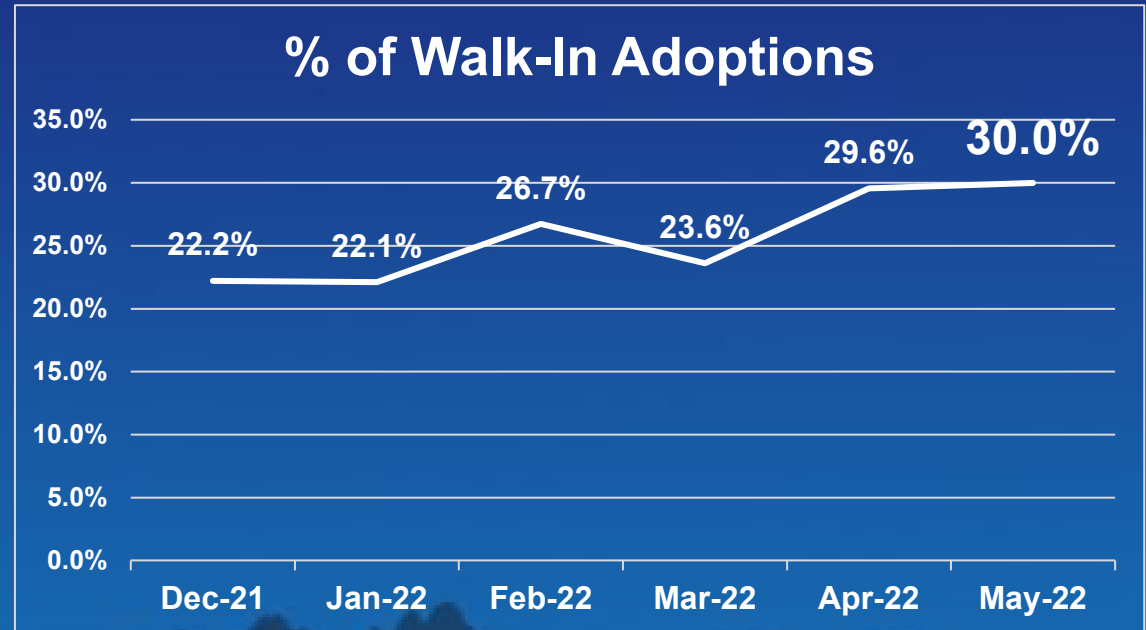
73 91%

Finalized Adoptions:

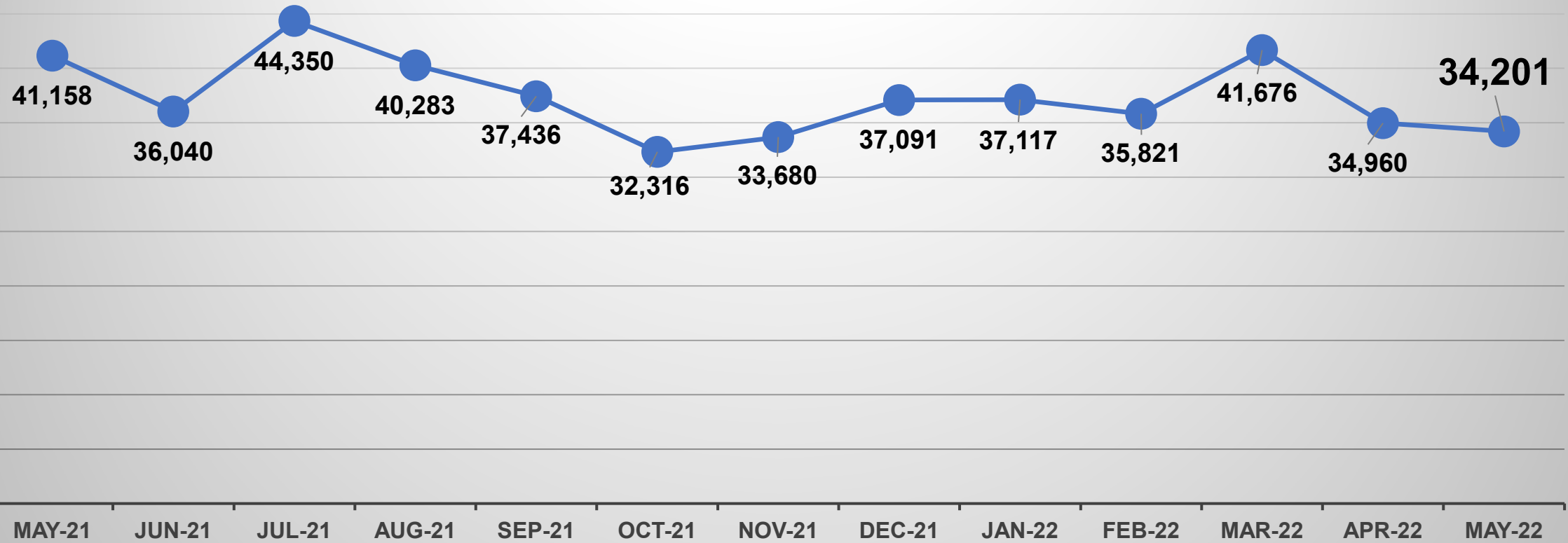
72 48%

Walk-Ins

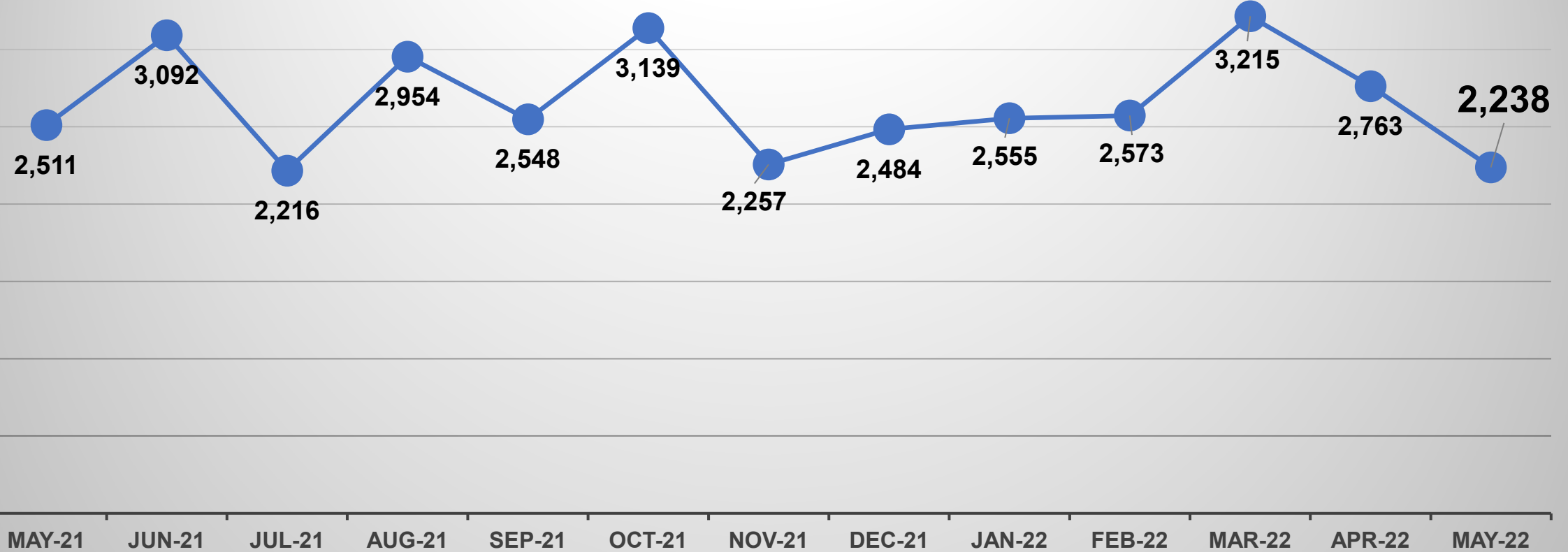
	# of Groups	Total Adoptions	% of Walk-In Adoptions
Dec-21	45	10	22.2%
Jan-22	104	23	22.1%
Feb-22	101	27	26.7%
Mar-22	127	30	23.6%
Apr-22	230	68	29.6%
May-22	220	66	30.0%



Total Website Page Views



Total Facebook Page Views




July 2021 - June 2022 Funding

Funder	Project	Amount asked	Amount funded	Notes
Unsuccessful applications				
Enchanted Life Foundation	RTO s/n	\$2,000	\$0	LOI declined
Meacham	medical equipment	\$4,000	\$0	
Animal Rescue Aid	Kong toys	toys	\$0	Declined. Provided Kong contact.
Ralph & Virginia Mullin Foundation	LOI	\$1,000	\$0	never responded to LOI
Outstanding applications				
Petfinder Kia Adoption Grant	Adoption funding			in process
Petco Unsung Heroes	volunteer nomination	\$10,000		no response yet

July 2021 - June 2022 Funding

Funder	Project	Amount asked	Amount funded	Notes
Successful applications				
Best-Friends Rachael Ray	Operation Catapult	\$38,377	\$40,000	
Petco Love	Operation Catapult	\$63,660	\$50,000	
Borman Autoplex	Clear the Shelters	\$4,000	\$4,250	
El Paso Electric	Microchip Mania! With APA	\$2,000	\$500	APA 501c3 fiscal sponsor
McCune Charitable Foundation	LOI = clinic microchip sponsorship	\$2,000	\$2,000	
Petco Love VAX 2021	Public vax	\$2,100	\$2,100	Overhead for vax admin
PetSmart Charities	RTO + transfer s/n	\$30,000	\$30,000	
Pioneer Bank	sponsor V-Day adoptions	\$500	\$500	
Native Plant Society of NM	Puppies, Pussycats, & Pollinators	\$1,000	\$1,000	
Petco Love VAX 2022	Public vax	\$1,950	\$1,950	Overhead for vax admin
Farmers Insurance	Adoption funding – Puppy Day	\$500	\$487.50	13 adoptions @ Farmers Market
Carroll Petrie 2022 submission	medical trailer/TNR vehicle	\$150,000	\$150,000	
Kong Company	KONG toys			sent full case of seconds!
Total		\$313,087	\$282,788	

Jennylynn



Froggy

