

# **ASCMV Director's Report**



**Clint Thacker**  
**Executive Director**

**November 29, 2021**

<b>CURRENT ANIMAL COUNT</b>				<b>Total</b>
	<b>DOGS</b>	<b>CATS</b>	<b>OTHER</b>	
<b>2019</b>	360	267	0	627
<b>2020</b>	240	133	1	374
<b>2021</b>	345	163	0	<b>508</b>

## October Intake – 2019 vs. 2020 vs. 2021

	2019 Dogs	2020 Dogs	2021 Dogs	2019 Cats	2020 Cats	2021 Cats	2019 Other	2020 Other	2021 Other
<u>Total Intake</u>	495	281	308	387	245	339	14	26	4
<u>2019</u>	896								
<u>2020</u>	552								
<u>2021</u>	651								

# October Transfers – 2021

	Dogs	Cats	Other		Dogs	Cats	Other
ACTion Programs for Animals	3	8		Golden Retriever Rescue of El Paso	2		
American Belgian Malinois Rescue	4			HALO Animal Rescue	28		
Animal Humane New Mexico	6			Helen Woodward Animal Center	21		
Animal Rescue League of El Paso	2			High Desert Doberman Rescue	1		
Boxer Lovers Rescue	1			I'm Almost Home Animal Rescue	11		
Broken Promises SW		3		New Hope Rescue Inc	22	3	
Cherished K-9 All Breed Rescue	3			P.A.W.S. Fur the Cause	15		
City of Crosses Dachshund Resc	1			Southwest Oasis Labrador Rescue	1		
Colorado Puppy Rescue	14			The Big Mutt Network, Inc	2		
Cruz's Crusaders	2			The Cat's Meow Las Cruces		12	
Embraced Ragamuttins	2			<b>Totals</b>	<b>146</b>	<b>28</b>	<b>0</b>
Enchanted Pass Animal Rescue		2		<b>Total Rescues</b>			<b>174</b>
Forever Homes Animal Rescue	5						

# October Returns – 2021

## DOGS:

- Behavior Problem - 1
- Lifestyle Changes - 4

Total: 5

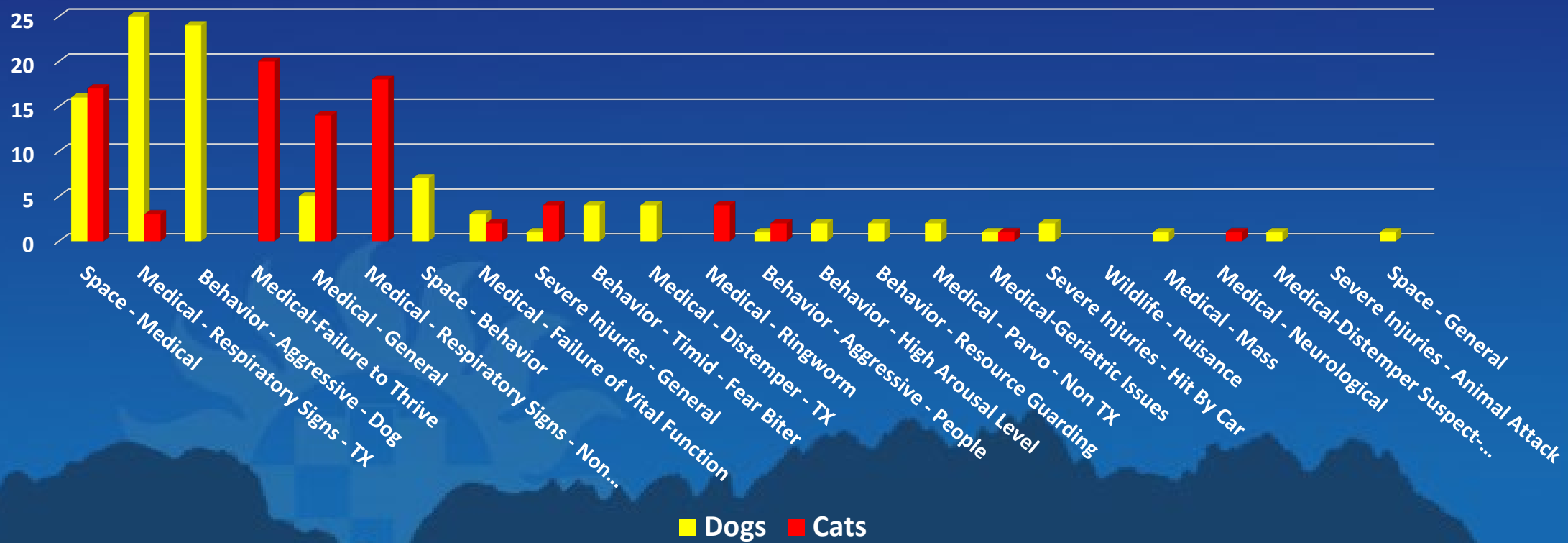
## CATS:

Total: 0

## October Outcomes – 2019 vs. 2020 vs. 2021

	2019		2020		2021	
<u>Adoptions</u>	242	27.0%	222	40.2%	134	20.6%
<u>Reclaims</u>	107	11.9%	64	11.6%	66	10.1%
<u>Rescued</u>	255	28.5%	158	28.6%	174	26.7%
<u>Community Cats</u>	81	9.0%	80	14.5%	143	22.0%
<u>Euthanasia</u>	233	26.0%	116	21.0%	191	29.3%
<u>LRR</u>		74.9%		81.9%		73.2%

## Euthanasia Reasons October 2021



# ASCMV Volunteer Program

Current Active Volunteers: 102

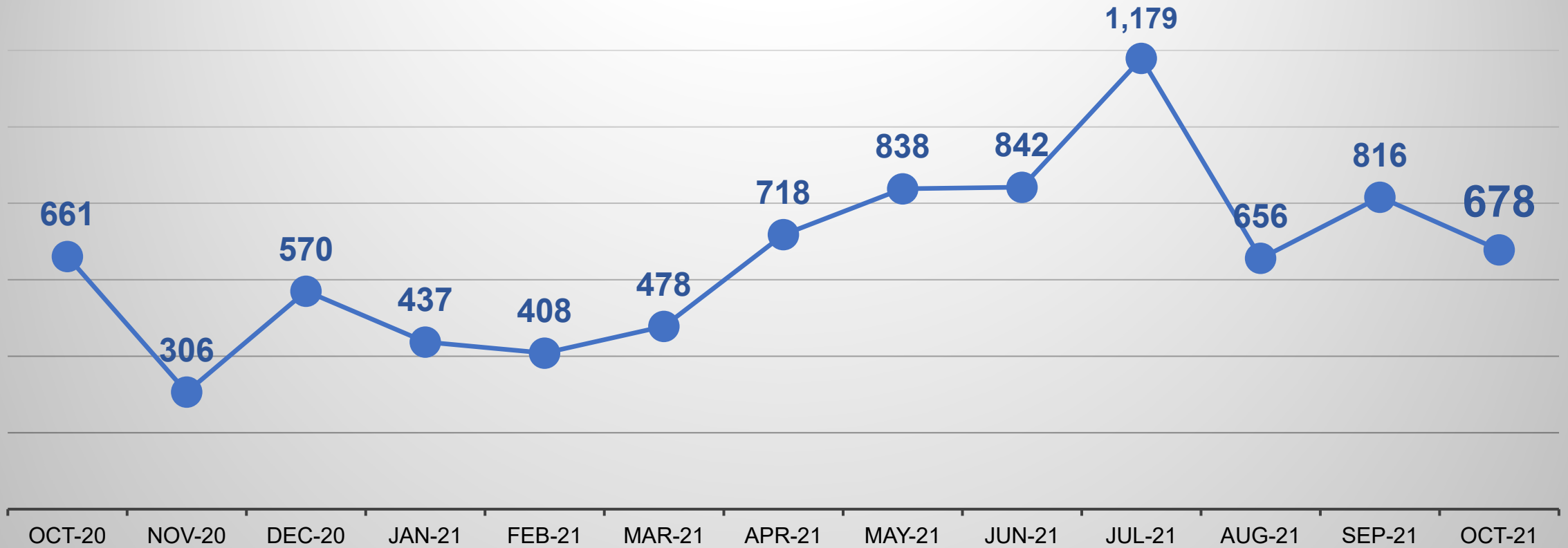
Cat Care Volunteers: 14

Volunteer Dog Walkers: 19

Total Hours for October: 546



## Total Visitors



# October Adoption Appointments

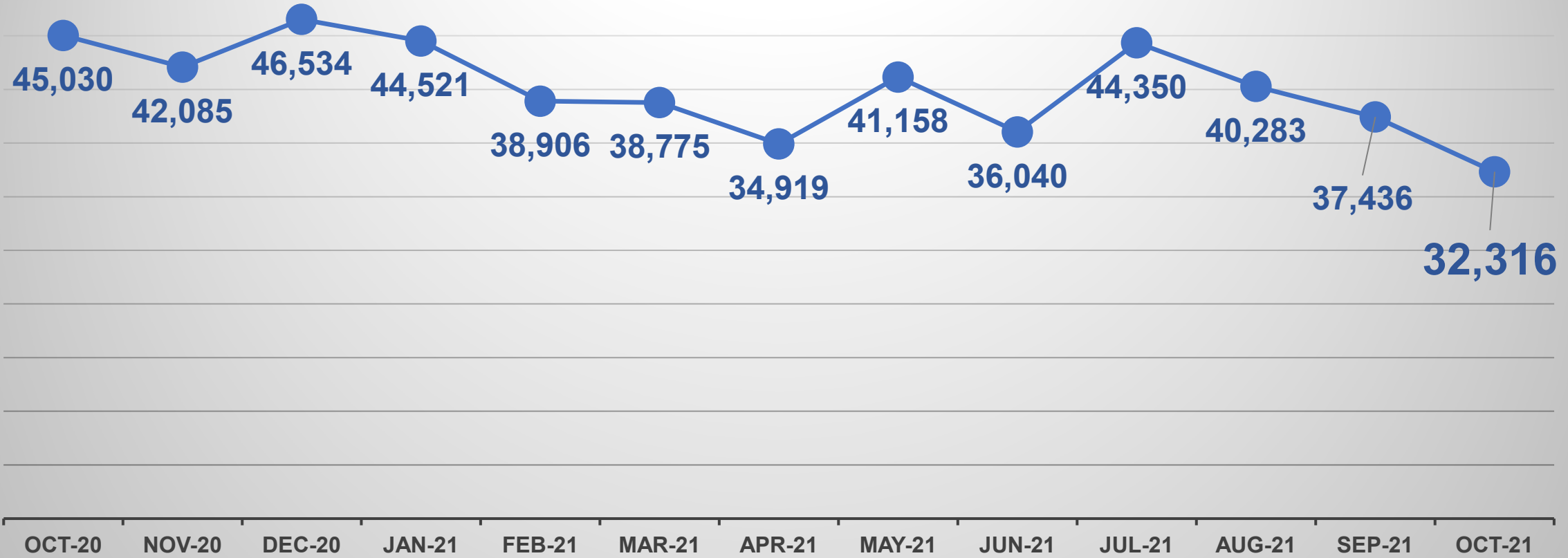
Total Adoption

Appointments: 163

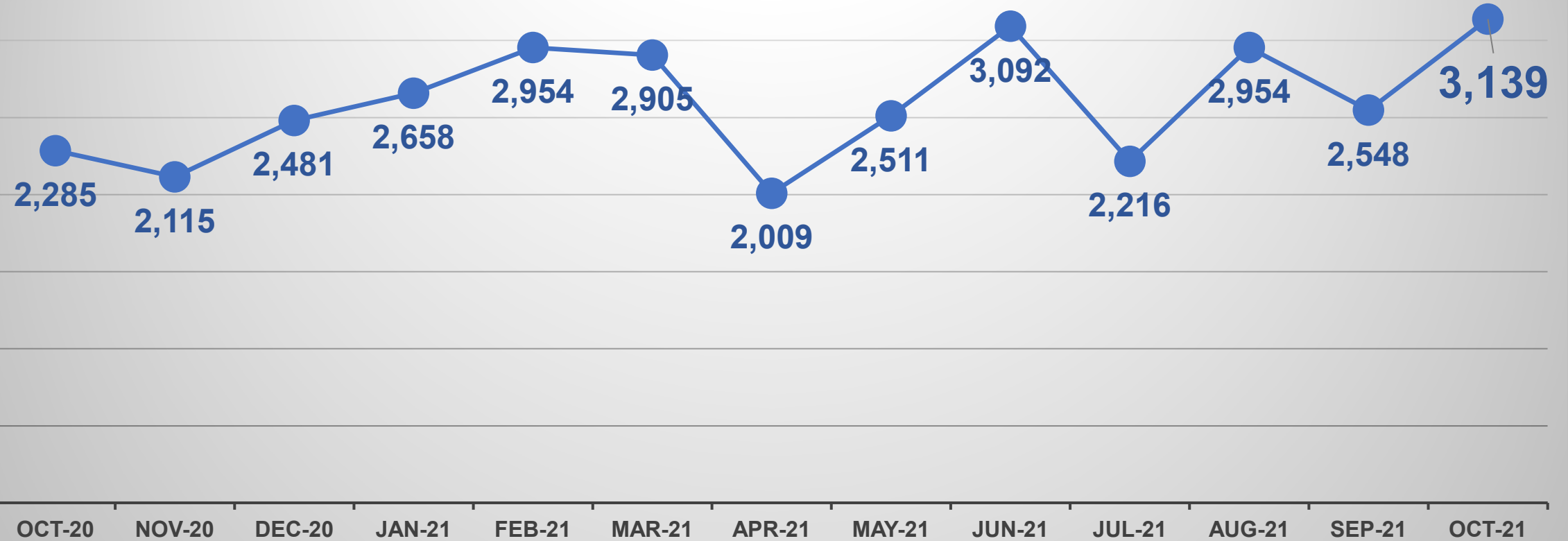
Appointments Kept: 146 90%

Finalized Adoptions: 98 60%

# Total Website Page Views



## Total Facebook Page Views



## Instagram

- ❖ 27,209 people reached
- ❖ 236,234 impressions
- ❖ 474 clicks on the ad

## Snapchat

- ❖ 60,411 impressions
- ❖ 389 clicks on the ad



**Atlas**

**Kira**

