

ASCMV Director's Report



Clint Thacker
Executive Director

March 24, 2022

CURRENT ANIMAL COUNT				Total
	DOGS	CATS	OTHER	
2020	261	44	2	307
2021	271	38	0	309
2022	359	56	0	415

February Intake – 2020 vs. 2021 vs. 2022

	2020 Dogs	2021 Dogs	2022 Dogs	2020 Cats	2021 Cats	2022 Cats	2020 Other	2021 Other	2022 Other
<u>Total Intake</u>	473	289	420	169	148	175	7	7	2
<u>2020</u>	649								
<u>2021</u>	444								
<u>2022</u>	597								

February Transfers – 2022

	Dogs	Cats	Other		Dogs	Cats	Other
ACTION Programs for Animals	6	12		Innocent Paws Puppy Rescue	11		
Animal Humane New Mexico	6			Mile High Meowies and Mutts Rescue		14	
Animal Rescue Friends Ltd	1			New Mexico Boston Terrier Rescue	2		
Animal Rescue League of El Paso	4			Pawsitive Life Reascue of NM	16		
Broken Promises SW		3		Shepherds Beyond Borders	4		
Chama Valley Humane Society		1		Southwest Oasis Labrador Rescue	5		
Cherished K-9 All Breed Rescue	1			The Big Mutt Network, Inc	8		
Colorado Puppy Rescue	39			The Cat's Meow Las Cruces		1	
Cooper's Companions Animal Rescue	7						
Cruz's Crusaders	7						
Enchanted Pass Animal Rescue	8	17					
Forever Homes Animal Rescue	7						
Front Range Freedom Rescue	1	7					
HALO Animal Rescue	38			Totals	175	55	0
Homeless Boxer Care Denver (HOBO)	1						
I'm Almost Home Animal Rescue	3						
				Total Rescues			230

January Returns – 2022

DOGS:

- Animal Health Issues – 1
- Behavior Problem – 3
- Cannot Afford Basic Care – 1
- Landlord Does Not Allow – 1
- Lifestyle Changes - 1

Total: 7

CATS:

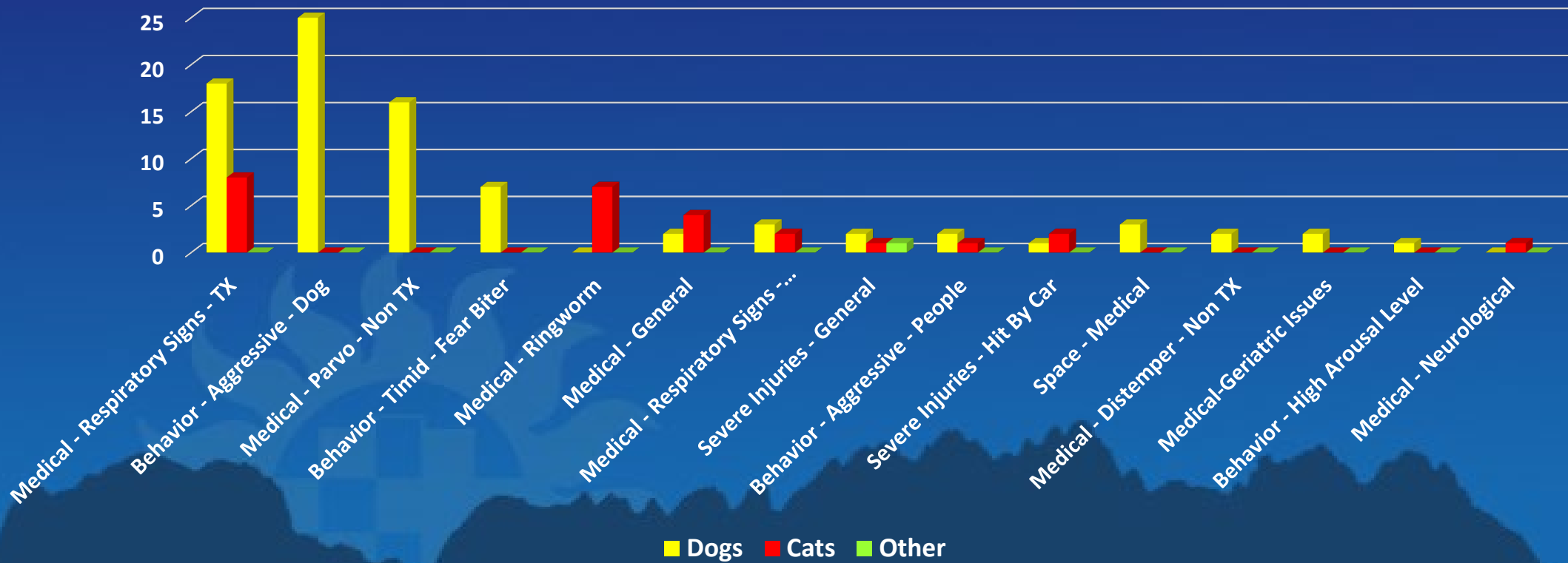
- Human Allergies – 1
- Behavior Problem – 1

Total: 2

February Outcomes – 2020 vs. 2021 vs. 2022

	2020		2021		2022	
<u>Adoptions</u>	270	41.7%	118	26.6%	162	24.3%
<u>Reclaims</u>	91	14.0%	74	16.7%	59	9.9%
<u>Rescued</u>	262	40.4%	214	48.2%	230	38.5%
<u>Community Cats</u>	46	7.1%	43	9.7%	114	19.1%
<u>Euthanasia</u>	99	15.3%	74	16.7%	111	18.6%
<u>LRR</u>		87.1%		86.5%		83.2%

Euthanasia Reasons February 2022



**ASCMV
Volunteer
Program**

**Total Hours:
674**

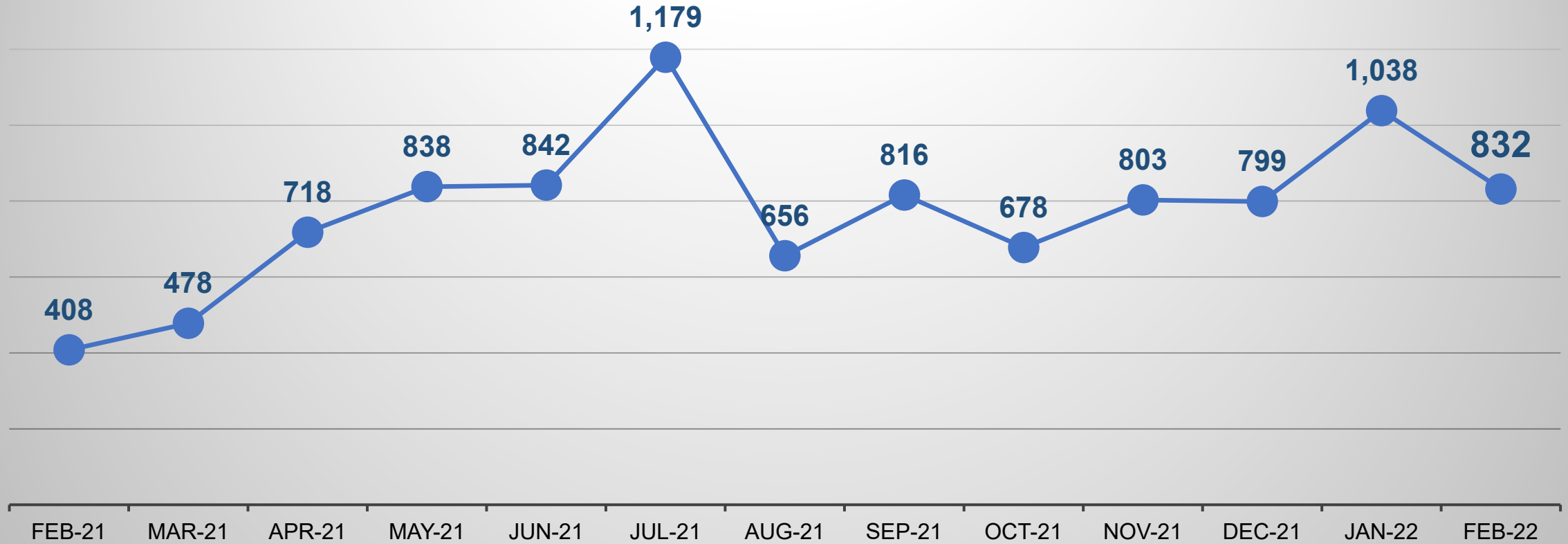
**Cat Team:
16
Dog Team:
59**

**Current
Active
Volunteers:**

228

February 2022

Total Visitors



February Adoption Appointments

Total Adoption

Appointments: 167

Appointments Kept: 158 95%

Finalized Adoptions: 110 66%

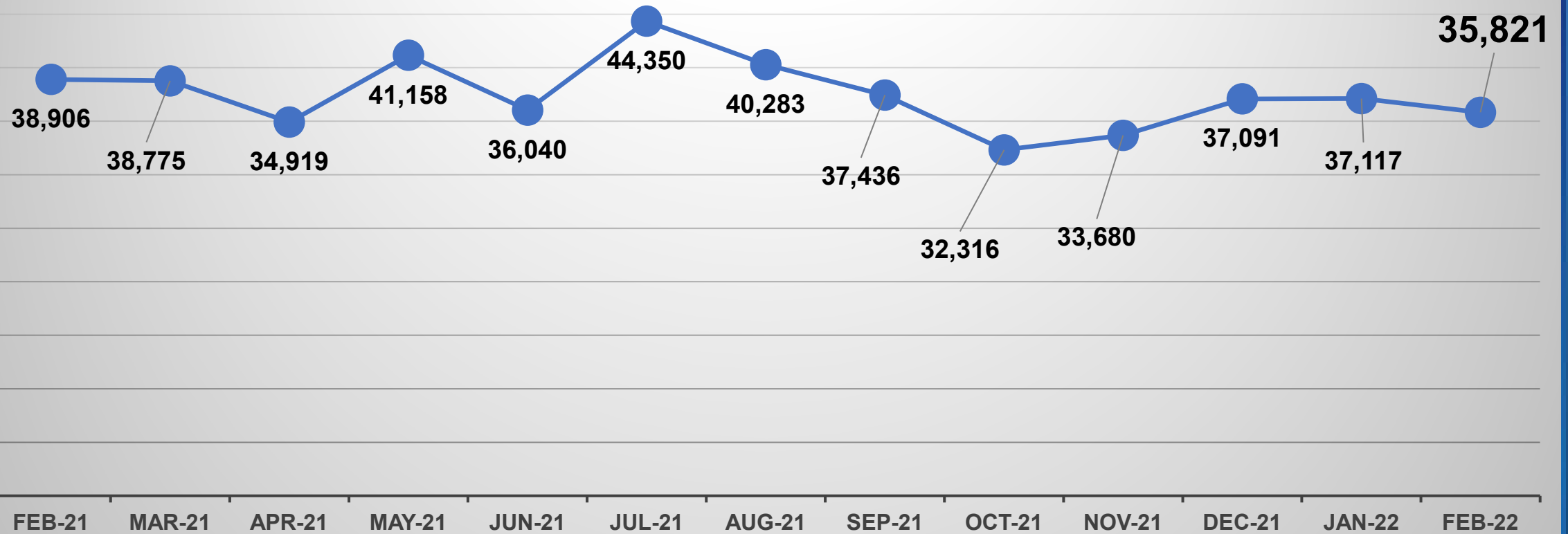
February Walk-Ins

Total Walk-In Groups: 101

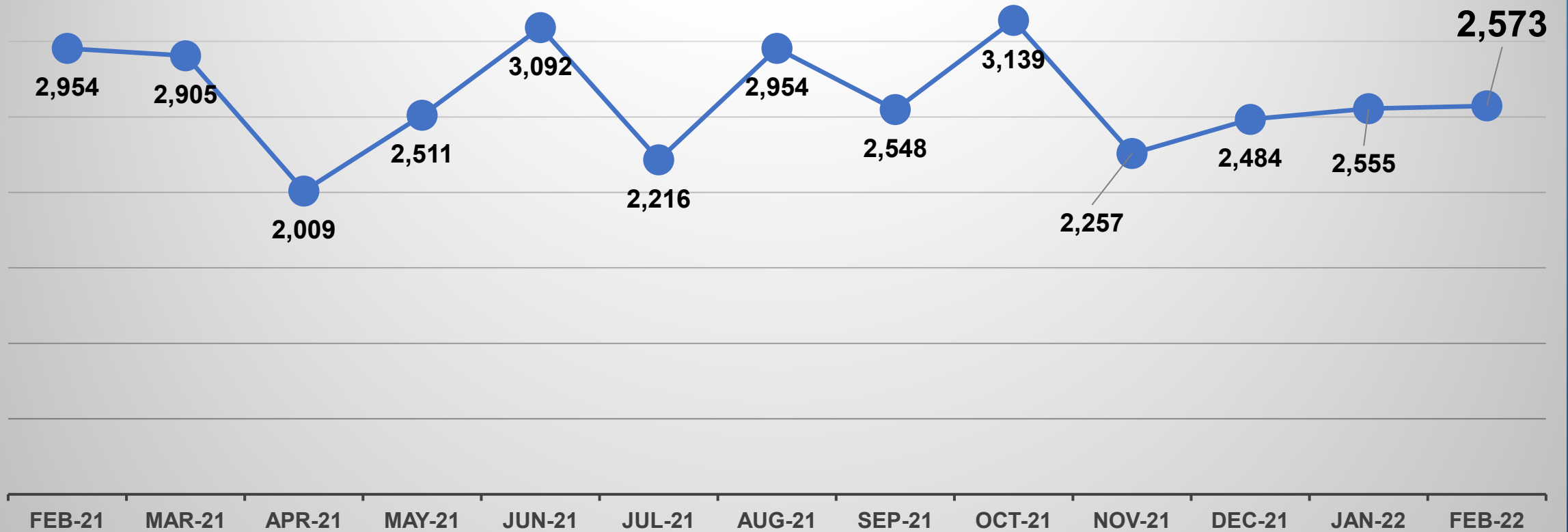
Average per Day: 13

Total Adoptions: 27 (27% of Walk-In Groups)

Total Website Page Views



Total Facebook Page Views





Simba



Ava