



## ANIMAL SERVICE CENTER OF THE MESILLA VALLEY BOARD OF DIRECTORS MEETING


The following agenda will be considered at a regular Meeting of the Animal Service Center of the Mesilla Valley Board of Directors to be Held on **Thursday, March 24<sup>th</sup>, 2022 at 9:00 am** at the City Council Chambers, City Hall, 700 N. Main St., Las Cruces, New Mexico.

### **AGENDA**

- I. **Call to Order & Pledge of Allegiance**
- II. **Determination of a Quorum**
- III. **Changes to Agenda and Approval of Agenda**
- IV. **Minutes**
  - a. Approval of the Minutes from the regular ASCMV Board Meeting held February 24<sup>th</sup>, 2022.
- V. **Reports/Presentations**
  - a. City and County ACO Reports – City Animal Control and County Animal Control
  - b. Shelter Statistics/Activities – Clint Thacker
  - c. Committee Reports
    1. Finance – Eric Enriquez, Committee Chair
    2. Executive – Becky Corran, Committee Chair
    3. Facilities – Kasandra Gandara, Committee Chair
      - a. New ASCMV Facility Progress Update
- VI. **Action Items**
  - a. Resolution 2022-04: Accept the \$30K PetSmart Charities Major Initiatives Shelter Impact Relief Grant
- VII. **Public Input**
- VIII. **Chair and Board Comments**
- IX. **Adjournment**

**Next Meeting: Thursday, April 28<sup>th</sup>, 2022 at 9:00 am.**

If You Need an Accommodation for a Disability to Enable You to Fully Participate in this Event Please Contact Us 48 Hours Before the Event at [382-0018/v](tel:382-0018) or [541-2128/tty](tel:541-2128). Posted Dated: March 18<sup>th</sup>, 2022.



**ASCMV.org**

3551 BATAAN MEMORIAL WEST, LAS CRUCES, NM • 575-382-0018

1 **ANIMAL SERVICE CENTER OF MESILLA VALLEY**

2  
3 **February 24, 2022 at 9:00 a.m.**

4  
5  
6 **BOARD MEMBERS PRESENT:**

7 Becky Corran– Chair  
8 Lynn Ellins – Vice-Chair  
9 Yvonne Flores - Board Member  
10 Kasandra Gandara - Board Member  
11 Mary Lou Ward - Board Member  
12 Manuel Sanchez - Board Member  
13 Eric Enriquez - Ex-Officio Member  
14

15  
16 **BOARD MEMBERS ABSENT:**

17  
18 **I. Call to Order & Pledge of Allegiance (9:00 a.m.):** Chair Corran called the  
19 meeting to order.  
20

21 **II. Determination of Quorum:** Quorum was determined.  
22

23 **III. Changes to Agenda and Approval of Agenda:** Motion by Board Member  
24 Sanchez, second by Board Member Flores. Motion passed.  
25

26 **IV. Minutes**

27  
28 **A. Approval of the Minutes from the regular ASCMV Board Meeting held**  
29 **January 27, 2022:** Motion by Board Member Sanchez, second by Board  
30 Member Gandara. The starting time on the minutes needs to be changed  
31 to 8:33 am rather than 9:03 am. Motion passed.  
32

33 **V. Reports/Presentations**

34  
35 **A. 2 Hearts 4 Paws (CfPP):** Susan Peterson gave the presentation. She and  
36 her sister Deborah created 2 Hearts 4 Paws refuge in Radium Springs. A  
37 facility was built in 2011; a "barn" with 14 indoor and outdoor kennels. In  
38 2014 they received their 501(c)3. They have been full ever since.  
39

40 They adopt out their rescues; usually at PetSmart but COVID has stopped  
41 them. They used to pull animals from the shelter to transport or keep but  
42 now that they are taking in more strays they are unable to take more. Ms.  
43 Peterson said they have several older dogs now which means there isn't a  
44 big turnover. They currently only take in emergency strays; one dog has  
45 cancer and a couple have bitten people so they are a liability for adoption.  
46 Ms. Peterson stated they are essentially an old folk's home for dogs.

1 Animals where their owners have passed are kept as it is traumatic to re-  
2 adopt them out.

3  
4 They have taken some to Paws and Stripes in Albuquerque who have been  
5 accepted in the program, helping veterans. 2 Hearts 4 Paws only take in  
6 dogs and aren't set up for cats. They try to help the community where they  
7 can even though they are unable to take in too many animals. 2 Hearts 4  
8 Paws help if someone needs help with vaccinations, vet help, spay and  
9 neuter, and etcetera. They have given out dog houses, crates, gone to the  
10 homes to fix fences and kennels, and etcetera. As dogs transition they will  
11 be able to help more with strays and the shelter. They have five acres in  
12 Radium Springs with three acres fenced in; dogs are out at least twice a  
13 day for playing. Ms. Peterson and her sister live there as well.

14  
15 Chair Corran thanked them for everything they've done to help the animals.  
16 Ms. Peterson stated they are able to receive donations for support. They  
17 don't get many volunteers but they work hard to help. They have a  
18 Facebook page with a donation button; their website had to be closed for  
19 the money to go to the dogs instead. In the past they have had fundraisers  
20 but had to stop due to the pandemic; it may start up again soon. Board  
21 Member Sanchez commented that they receive so much more information  
22 with the community partners presenting at the meetings and thanked Ms.  
23 Peterson for her presentation. Ms. Peterson stated she would love to be  
24 able to take more dogs from ASCMV, even with temporarily for transfers,  
25 but there is no more room. Ms. Peterson was encouraged to reach out to  
26 the Board with any suggestions or questions. Chair Corran urged people  
27 to make a plan for their animals in a case of death.

28  
29 **B. City and County ACO Reports - City and County Animal Control:** Brian  
30 Hulseley from County ACO gave the report to include 266 reported strays of  
31 which 182 were picked up; 88 cats and 94 dogs. There were 14 sick or  
32 injured animals; six cats and eight dogs. There were 13 owner release  
33 animals: all dogs. A four year comparison chart of reported strays was  
34 shown; it is vague due to being the beginning of the year. A four year  
35 comparison chart of field return to owner was shown. In January 2022 there  
36 were 27 RTO's, up from 16 last year.

37  
38 Additional animals picked up included seven welfare holds, 16 shelter  
39 quarantines, five animal home quarantines, no court hold facility  
40 quarantines, and six animals in the live evidence facility waiting for the  
41 judicial process. There were no rabies submissions for January. A slide of  
42 the Geo Districts was shown. A slide was shown of how many animals were  
43 picked up by District. A graph was shown of the stray cats picked up by  
44 District; a graph was shown of the stray dogs picked up by District. The  
45 reasons for the owner release animals included seven aggressive, one

1 vicious, one unable to care for the animal, one livestock killing, two for  
2 animal health issues, and one quarantine from White Sands Missile Range.

3  
4 Board Member Sanchez commented on the disparity of cats in District 2; 51  
5 picked up. Mr. Hulsey stated there are several people in that District  
6 actively trapping to get the cats away from their property for various  
7 reasons. District 3 had 29 dogs compared to lower amounts in other  
8 Districts; it is unknown why that is. Board Member Ward added that in  
9 District 2 there are a couple of cases where there is a resident who passed  
10 away who used to feed the stray cats. One neighbor is now trapping a lot  
11 to get the cats out of the area; the Officers have gone out multiple times,  
12 possibly 40. The Shelter have been taking the cats back out there after  
13 being fixed for the TNR program.

14  
15 Board Member Flores asked if there was statistics or data that numbers go  
16 down after spaying and neutering the animals. Board Member Ward  
17 explained that the neighbor traps the cat, the Officers pick up the cat and  
18 take it to ASCMV who spays/neuters, and microchips the cat, they then take  
19 the cat back to the area, which is near the river, the neighbor traps the cat  
20 again because they don't want the cat there, and the cycle happens again.  
21 Numbers in certain areas will increase due to that. Board Member Gandara  
22 stated that it's not a good use of resources to continually go in circles with  
23 trapping animals. She suggested a barnyard program in the area. The  
24 Officers do educate anyone who is trapping animals; most tell them they  
25 don't want the animals around. If the people state they don't want the  
26 animals there, that is put in the notes.

27  
28 Board Member Ward stated they could get information on how often the  
29 animal has been picked up from the Shelter system. The Officers do  
30 educate the community on all the programs available. In the office there is  
31 a little device called Ultrasonic which can deter cats from coming to the  
32 property. The County ACO loans those out to people at times; some people  
33 have said that it doesn't work. There is another deterrent which can be laid  
34 across the fences with rubber spikes to keep animals off the property.  
35 Those are also available to be loaned out. Even with the education and  
36 options for many people will keep continually trap the cats over and over.

37  
38 Board Member Gandara stated she has heard a lot from the public related  
39 to the TNR program. She stated they need to address the issues of  
40 educating and deterrents available for the program to work. She believes  
41 there are still missing parts and suggested the Board help where they can  
42 with their task force. This particular resident who has been continually  
43 recapturing the cats has been visited by multiple Officers, Board Member  
44 Ward, and Clint Thacker to see what can be done to keep the cats away.  
45 The resident is by the river and should have plenty of resources for the cats  
46 to stay away. There are a couple houses several houses down with

1 inoperable vehicles, there was a storage area with an open door and the  
2 residents were educated on how those invite strays.

3  
4 There was roughly 30 that had been picked up with an additional 10 waiting  
5 to be picked up. The resident complained that the City ordinance doesn't  
6 allow for TNR to be released so close to proximity to the river; she lives in  
7 the county rather than the City. Board Member Sanchez stated that the  
8 county should go through their ordinances and update them for consistency  
9 purposes as well as being up to date in practices. The process has already  
10 begun with legal. County is intending to mirror the ordinances to the City's  
11 as much as they can; TNR portion and animals killing livestock portion.  
12 There was discussion on how the County doesn't have an animals killing  
13 livestock ordinance which makes it difficult to enforce; perhaps enforce  
14 using a state of New Mexico law which covers that. Mr. Hulsey clarified that  
15 they can cite for cruelty but only as a misdemeanor. If it needs to be a felony  
16 the Sheriff is called in.

17  
18 Officer Gino Jimenez from City ACO gave their report to include 456 stray  
19 animal calls; 245 were gone on arrival and 211 were apprehended. 160  
20 were impounded at the ASCMV; 115 dogs and 55 cats. There were 41  
21 successful field return with 25 unsuccessful for a total of 66 identifiable stray  
22 animals. A three year comparison chart of stray animal calls was shown;  
23 the calls show as a dot due to starting the year but less than last year. A  
24 three year comparison chart of field RTO was shown; much more than the  
25 two previous January's. Central Dispatch created a new call type for the  
26 Community Cat Program; it's called "cat in trap". The numbers don't match  
27 between the Community Cat numbers and the previous numbers as this  
28 one is specific to "cat in trap". They responded to 32 "cat in trap" calls. Of  
29 those three were identified as a Community Cat and the Officer released  
30 them in the area.

31  
32 Reasons for owner release included 10 the owner was unable to care for,  
33 six for aggression either to people or other pets, one dog for euthanasia  
34 request due to age, one the owner was unable to keep in the yard and  
35 couldn't care for them, one dog who had been injured by another dog in an  
36 attack, one the owner was unable to provide medical treatment, and three  
37 for signs of aggression and attacking the children in the household. The  
38 reasons of being unable to field RTO include six where the owner was  
39 deceased and the next of kin wouldn't take the dogs, 13 had no contact with  
40 the owner by phone or at the residence, one chip was in McClellan, Texas,  
41 one where they owner was unavailable, five the microchip wasn't registered,  
42 and one because the animal owner was out of town.

43  
44 There was discussion and clarification on the cats that were trapped in the  
45 Community Cat's Program; the program is still brand new. It is unknown  
46 how many cats there will be until all the cats get picked up, microchipped,

1 vaccinated, spay and neutered, and stop producing offspring. That may be  
2 up to 10 years down the road. The "cat in trap" calls may go up but the cats  
3 released will stay the same for now. Chair Corran asked if there was a  
4 universal way for people to change the microchip status. Mr. Jimenez  
5 stated from his understanding the owner has to contact the microchip  
6 company and update the information. The microchip numbers are unique  
7 to the manufacturer. They are able to pinpoint the manufacturer because  
8 of that and can help the owners to update them.  
9

10 There were comments on how updating the microchips tend to be the last  
11 item on the list when someone moves. Board Member Sanchez suggested  
12 putting that as a reminder on a list from utilities or something. He added  
13 that since microchips are a onetime thing it requires a bit of work for any  
14 changes. Board Member Flores asked in the event of having a dog from a  
15 different state or city whether the ASCMV can contact that place to find the  
16 owner. Mr. Jimenez stated that the officers have gone through all of that  
17 but there's really no contact for other animal control places in other cities.  
18

19 The majority of these are night shift pickups. The daytime shift tends to be  
20 able to make a second attempt because places are open. Mr. Jimenez  
21 stated that once an animal is microchipped the registration is entirely the  
22 pet owner's responsibility. Mr. Jimenez explained how the microchip works.  
23 Chair Corran stated she understands that many places who adopt out the  
24 pets put themselves as the emergency contact on the microchips in case of  
25 emergency. Board Member Ward commented that this is the perfect  
26 opportunity to note the correct verbiage and language for updating the  
27 ordinances; discuss a working microchip and needs to be an updated  
28 microchip upon moving that is updated within a certain amount of time. This  
29 is perfect opportunity to educate the community as well once the ordinance  
30 is approved.  
31

32 **C. Shelter Statistics/Activities - ASCMV 2021 Annual Report:** Clint  
33 Thacker gave the ASCMV Executive Director's report. The current animal  
34 count is 424; 333 dogs, 91 cats. Total intake is 651; included 429 dogs,  
35 218 cats, and four other. A slide was shown of the animals transferred to  
36 rescues; 174 for January. There were six returns of dogs; four cats were  
37 returned. Assistance and education are given to the owners prior to  
38 returning; Ruff to Ready program with Doña Ana Humane Society and  
39 etcetera.  
40

41 January adoptions are at 24%, reclaims are at 13%, rescued are at 26%,  
42 Community Cats are at 19.6%, and euthanasia was 14.9% for a total live  
43 release rate of 84.7%. Euthanasia reasons for dogs were mainly due to  
44 behavior and aggressiveness. Euthanasia reasons for cats were mainly  
45 due to medical and respiratory issues where they didn't respond to  
46 treatment. The volunteer program continues growing; 713 hours in January.

1 This weekend goal is to do a dog walk of 100 dogs. There are close to 55  
2 people who volunteer on the dog team. Pictures will be taken and updated  
3 on the profile online. Cat teams are doing well; word was sent out asking  
4 for people to help clean cats and many came. Current active volunteers are  
5 174.  
6

7 Total number of visitors broke the 1,000 mark. Adoption appointments kept  
8 were 95%; 166 total appointments with 57% finalized adoptions. The new  
9 walk-ins open house on Friday and Saturday from 1:00 pm to 3:00 pm has  
10 been doing okay, not a huge turnout. There were 104 groups; group can  
11 be a family of three, one person, and etcetera. There were 23 adoptions  
12 resulting from those groups: 22%. The website page views were 37,000;  
13 not original views but every time you look at a page. Facebook views were  
14 shown; the views are not consistent so staff will look to see what is going  
15 on with that. The pets of the week are Stewie the cat and Indigo the dog.  
16 Board Member Sanchez asked if there's a way to look at the number of  
17 posts on the Facebook page as well as the live videos to see a benchmark  
18 of people; perhaps that can attract people.  
19

20 Mr. Thacker gave the presentation on the annual report. He specifically  
21 thanked Bernice Navarro who gathered all of the information throughout the  
22 year and then compiled the report. Intake for the City is 4,071. The highest  
23 form of intake from the City was from Animal Control; second was  
24 unrestrained from the public; third was owner surrender. This mirrors the  
25 county whose total intake was 3,810. The highest form of intake from the  
26 county was from Animal Control; second was unrestrained from the public;  
27 third was owner surrender. Total combined was 7,988.  
28

29 The amount from owner surrender and unrestrained from public was  
30 alarming. Owner surrender is ridiculously high; only the third largest by  
31 roughly 200 animals. This item is on the Action Plan to find a way to lower  
32 the numbers. Unrestrained from the public mean an individual was out and  
33 found an animal then brought it in. The total combined is lower than  
34 previous years. However, Mr. Thacker is worried that 2022 will inch back  
35 up to the 10,000 mark if nothing is done. The monthly intake was shown;  
36 winter months have less, summer months have more. Dogs continue to be  
37 the highest intake, over half. Cats were at 42%. Other animals were the  
38 lowest, avian birds, rabbits, mice, Guinea pigs, hamsters, reptiles, and  
39 livestock.  
40

41 A slide was shown of how the animals left the Center. Transfer to rescue  
42 was 31.7%; euthanized was 20%; adoption was 19.7%; return to owner was  
43 12%; Community Cats was almost 11.5% but expected to go up; expired in  
44 Center was 2%; expired in foster was 1%; missing and wildlife releases as  
45 well. The number of adoptions is the lowest ever seen since 2008.  
46 However, looking at the yearly reports back to 2012 to 2017 it was within

1 20% of adoptions as well. In 2019 the adoption numbers went up to 28%.  
2 Percentagewise adoptions are normal but staff is looking at ways to  
3 increase them as well. 65% of adoptions were for dogs; 34% for cats. The  
4 transfer number for 2021 was 2,532 animals for adoptions.  
5

6 The live release rate was 83.6% for dogs and 72.4% for cats in 2021; cats  
7 tend to stay in the 70%. Total live release rate altogether was 78.8%; that  
8 many animals left the Center alive. In 2020 it was 83.6% and in 2019 it was  
9 80.9%. The number one reason for euthanasia was feral cats: next  
10 respiratory signs. 1,612 animals were euthanized in 2021; it continues to  
11 go down throughout the years. In 2015 3,000 animals were euthanized and  
12 in 2008 10,000 animals were euthanized. Mr. Thacker stated he is grateful  
13 for where they have come from because they learn from the past. The  
14 number is still high but a lot less than what it used to be.  
15

16 There continues to be great public service and outreach programs. The  
17 surgical center is one of them. A total of 4,030 of all surgeries was done.  
18 There is limited veterinarian staff and surgical staff as well. There was  
19 1,311 trap neuter return surgeries done; 889 Shelter surgeries where the  
20 animal needed to have the surgery prior to adoption; 824 adoption surgeries  
21 where the animal was adopted but needed the surgery; 389 animals that  
22 left for a rescue; 304 SNAP. Staff wanted to bring back public spay and  
23 neuter as it had been suspended but in a way that would incorporate and  
24 bring in low incomes so they partnered with SNAP. There were 184 return  
25 to owner surgeries; if it's the second impound in a year the owner must  
26 either purchase a sterilization voucher or have the animal sterilized. There  
27 were 129 other surgeries; could be anything from amputations, du-claw  
28 removal, and etcetera.  
29

30 Total visitors were 8,652 as sign in forms indicate. Facebook views were  
31 up and down which staff will look into. The website views average 37,000  
32 per month. There are many programs done throughout the year; a  
33 volunteer program, articles in the newspaper, pet of the weeks at radio  
34 stations and newspapers, Instagram, Facebook, Snapchat, drive through  
35 clinics which microchipped over 500 animals this year, radio interviews, and  
36 conversations at the Center where people can post questions for Mr.  
37 Thacker who answers them the first Saturday of the month. The volunteer  
38 program is a huge success. Mr. Thacker said he loves how the volunteer  
39 coordinator handles this with having the volunteers work closely with  
40 ASCMV but also on their own. The coordinator has also reached out to  
41 people to build the volunteer network.  
42

43 The finances were shown. ASCMV is a Joint Power Agreement; two groups  
44 got together to create something for both entities. The City does all the  
45 finances. The budget runs on a fiscal year with the City; July to June. The  
46 fiscal standings were shown. Board Member Ward asked if the numbers



1 from Anthony included the municipalities; yes they are. There was  
2 clarification on the law on sterilization; only purchase a certificate after two  
3 impounds. With stray animals people should be given at least one chance  
4 for those incidents like when a dog runs off without a collar. Community  
5 Cats have no sign of ownership which is why they are immediately fixed.  
6 Chair Corran stated she believes the first strike is the owner not fixing their  
7 animal.

8  
9 There is currently one vacancy in surgical and it has been posted: a  
10 veterinarian surgical assistant. There is still a need for a veterinarian  
11 surgical as well. The requirement for the assistant includes a couple years  
12 of knowledge of surgical experience in a veterinarian setting. Mr. Thacker  
13 clarified that it's the first impound unsterilized animal is charged a \$25.00  
14 sterilization deposit or certification fee; as well as any time the animal is  
15 impounded. The money can be used towards sterilization with the Center  
16 or they can get the money back with proof of sterilization within 30 days.

17  
18 Mr. Thacker added that they received a letter regarding the walkthroughs  
19 and why ASCMV can't do walkthroughs right now. Before animal control  
20 officers would pull in and impound the animals. From there they would go  
21 into one kennel and then another almost like a snake pattern. They would  
22 end up over in L or S kennels; the only kennels available for public  
23 walkthroughs since 2017. If someone needed a full walkthrough for a  
24 missing animal a staff member would walk them, through everyone.  
25 However, an entire area has been lost due to construction. ACO's now  
26 drive a different way through the gate and impound in the I kennels which  
27 then go into L; these animals are not available for adoption. After there, the  
28 animals go into C kennels, then B kennels and then A kennels; M kennels  
29 are medical, Q kennels is quarantine, R kennels are the green roof area.

30  
31 Currently when people come in on the walkthroughs they are able to see  
32 the animals in S kennels as they are the only ones available. There is no  
33 way to get public to go all the way through to A or C kennels. The sidewalk  
34 is next to the construction and therefore can't be used. The new Center  
35 should be completed between September 2022 and January 2023. Then  
36 people can walk through as there will be indoor/outdoor kennels. Mr.  
37 Thacker is looking at extending the hours of the walk through as the  
38 mandate has been lifted. The advantage of the appointments is that any  
39 animal in the entire Center who is available can be seen online; walk-ins  
40 can only see S kennels. The Center will get back to having two kennels for  
41 adoption but it will take time as things are being built. Mr. Thacker added  
42 that the Center would have moved to appointment based adoptions during  
43 construction anyway due to limitations of accessibility for public.

44  
45 Chair Corran thanked him for the presentation and stated that this helps  
46 with the conversation on GO Bonds, their progress, and what that means

1 for the future. When a person views animals on the website and make an  
2 appointment the animal is brought outside to meet them; it's called a getting  
3 acquainted area and is covered. The number of adoptable dogs currently  
4 are most likely over 300 of the 400 or so animals at the Shelter right now.  
5 The majority of kennels have available animals. The S kennel only houses  
6 roughly 18 kennels with potentially two dogs in each kennel which is all walk  
7 in families could see. When the groups come in they are given a QR code  
8 to see the adoptable animals online. Those groups coming in for the walk  
9 through still need an appointment and have to wait until staff can fit them in  
10 during the appointed time.

11  
12 Board Member Ward suggested having a screen of pictures of the other  
13 animals so people who walk in can see the other animals while looking in S  
14 kennel. Mr. Thacker stated they've started working on that but there would  
15 need to be an internet connection with a webpage to view those animals;  
16 the TV's don't currently have that capacity. One suggestion is to do a  
17 PowerPoint slideshow, especially long term animals, but then it would need  
18 to be updated almost daily.

19  
20 **D. Committee Reports**

21  
22 **1. Finance - Eric Enriquez, Committee Chair:** Josh Saffell gave the  
23 financial report. The unaudited financial statements as of January  
24 2022 included General Fund cash of \$1,494,247.00 and receivables  
25 of \$205,636.00 for a total assets of \$1,699,883.00. Liabilities total  
26 \$53,277.00 with revenues collected in advance of \$197,008.00; this  
27 left an unassigned fund balance of \$1,449,598.00. Change in net  
28 position for all funds included General Fund total revenues at  
29 \$2,307,763.00 and total expenditures at \$1,685,285.00.

30  
31 The budget to actual change in net position is 60.1% of budgeted  
32 revenue and 43.9% of budgeted expenditures; total net change of  
33 \$622,478.00. The budget parameter is 58.3%; nice to see revenues  
34 are slightly above with expenditures well below. A line graph  
35 comparison of expenditures versus revenues was shown; trend  
36 shows revenue slightly higher than the expenditures. Percentage of  
37 total expenditures included 50% salary, 15.8% benefits, 18%  
38 services, 7% supplies, 4% temporary services, 2% insurance, and 1%  
39 in other, maintenance, and capital expenditures.

40  
41 Chair Corran commented that grant revenue is lacking behind  
42 expectations; are they specific grants slow to pay or not receiving  
43 grants. One possibility is that several grants received are received in  
44 advance; the revenue is received in advance but can only be  
45 recognized when expenditures are used for that grant.

- 1                   **2. Executive – Becky Corran, Committee Chair:** The Executive  
2                   Committee did not meet this month due to a scheduling problem but  
3                   will meet next month.  
4  
5                   **3. Facilities - Kasandra Gandara, Committee Chair:** Mr. Thacker  
6                   stated that the meeting was to be held the same day of the big cold  
7                   snap so many facilities were closed half the day. Therefore they did  
8                   not meet.  
9

10 **VI. ACTION ITEM**

- 11  
12 **A. Resolution 2022-03: Accept the FY2021 Financial Audit Report:** Josh  
13 Saffell introduced the external auditor Mr. Chris Garner via the telephone.  
14 Mr. Garner gave the presentation on the highlights from the exit conference  
15 back in November at the end of the audit. After going through the audit they  
16 issued what is called an unmodified opinion. The opinion issued is a type  
17 of report you want to receive which states the financial statements are fairly  
18 presented in accordance with the standards. This is the highest level of  
19 assurance auditors can give.  
20

21 In New Mexico, the state audit rule requires that they do a yellow book audit  
22 which expands the type of testing that auditors have to do throughout the  
23 audit. With regular standards auditors can take one transaction, give an  
24 understanding, and don't have to test that control process. A yellow book  
25 audit has to take samples, test internal controls, and then talk about what  
26 they're doing differently and report the findings. In New Mexico, the yellow  
27 book audit has been expanded; need to look at approximately 15 other  
28 items like travelling per diem, use of credit cards, and etcetera. All findings  
29 must be found in the audit and this one did not find any exceptions even  
30 with the expanded items.  
31

32 The auditors are required to report any difficulty in doing the audit. They  
33 did not have any. The audit was very smooth and the auditors received  
34 answers and documents in a timely manner. The Finance Department is  
35 maintaining the records in good order. There were no audit adjustments;  
36 all numbers were correctly reported. New Mexico has a higher standard for  
37 findings and exceptions; this report did not have any. Expenses have  
38 remained fairly consistent since 2018; revenues have increased roughly  
39 \$500,000.00 since last year due to the increased contribution from the City.  
40 Board Member Flores thanked Mr. Saffell for keeping everything up to the  
41 high standards.  
42

43 Board Member Sanchez motioned to accept Resolution 2022-03 2021  
44 Financial Audit Report; seconded by Flores. Motion passed.  
45

1 **VII. PUBLIC INPUT:** Gary Gail commented on the microchip issue. When he moved  
2 from Omaha, NE almost 17 years ago the moving packet from the realtor had a  
3 checklist for taking animals and included notify the microchip carrier, food, water,  
4 and etcetera. He suggested speaking with the local realtors to put something  
5 together in the relocation packets; maybe realtor.com as well.  
6

7 **VIII. CHAIR AND BOARD COMMENTS:** Board Member Flores thanked Mr. Thacker,  
8 Mr. Jimenez, Board Member Ward, Bernice, and the public for everything they've  
9 done. She believes the audit report shows how well they are doing. Board  
10 Member Gandara stated she appreciates everyone's work. Chair Corran thanked  
11 everyone for everything they've done and keeping up with the data. She would  
12 like to follow up with TNR to make sure they are doing the best they can for the  
13 community.  
14

15 Mr. Thacker added that the JPA edits that are being worked on just went through  
16 the second draft yesterday. They were told to get things finished and input on that  
17 draft so there is another meeting coming up in two weeks on the JPA.  
18

19 **IX. Adjournment (11:06 a.m.)**  
20

21 **BOARD OF DIRECTORS**  
22

23 \_\_\_\_\_  
24 Becky Corran, Chairperson  
25

26 \_\_\_\_\_  
27 Lynch Ellins, Vice-Chair  
28

29 \_\_\_\_\_  
30 Yvonne Flores, Board Member  
31

32 \_\_\_\_\_  
33 Kasandra Gandara, Board Member  
34

35 \_\_\_\_\_  
36 Fernando Macias, Board Member  
37

38 \_\_\_\_\_  
39 Manuel Sanchez, Board Member  
40  
41  
42  
43  
44  
45  
46

1  
2  
3  
4  
5  
6  
7  
8  
9  
10  
11  
12  
13  
14  
15  
16

---

Eric Enriquez, Ex Officio Member

---

Mary Lou Ward, Ex Officio Member

ATTEST:

---

Amanda Lopez Askin, County Clerk

## MEMORANDUM

**To:** Animal Service Center of the Mesilla Valley Board of Supervisors

**From:** Josie Trevino, Comptroller

**Initials:** JT

**Date:** March 15, 2022

**Subject:** Animal Service Center of the Mesilla Valley Unaudited Financial Report for February 28, 2022.

Attached are the unaudited financial results of the Animal Service Center operations for the period ended February 28, 2022. Some observations for your consideration:

- The Statement of Net Position (page 1) reported cash of \$1,390,256 in the General Fund. Total assets were \$1,698,711. Accrued payroll liabilities ended at \$56,471. Total liabilities were \$253,479. The unassigned fund balance was \$1,445,232.
- The Capital Projects Fund reported restricted fund balance of \$29,798. \$28,000 is due to a transfer from the General Fund in fiscal year 2020; \$1,798 was the balance remaining for the Stern Cat Room Donation
- The Statement of Revenues, Expenditures, and Changes in Fund Balance – Budget and Actual (page 2) showed YTD operating revenues in the General Fund at \$2,552,546 which is 66.4% of budget. YTD operating expenditures were \$1,934,434 which is 50.3% of budget. The operating income for the period is \$618,112.
- All expenditures were below the budget parameter of 66.6% except Insurance which is at 85.3% due to prepayment of premiums, Temp Agency Services which is at 87.9% due to increased staffing needs.
- The Grants and Donations Schedule, page 8, provides a summary of grants and donations received.

CC: Leeann DeMouche, Director of Financial Services

CC: Josh Saffell, Accountant Supervisor

**Initials:** LD  
**Initials:** JS

**Animal Service Center of the Mesilla Valley  
Statement of Net Position  
February 28, 2022 (Unaudited)**

	<b>Fund 7440 General Fund</b>	<b>Fund 7441 Capital Projects</b>	<b>Fund 9440 Capital Assets</b>	<b>Statement of Net Position</b>
<b>Assets</b>				
<b>Current Assets</b>				
Cash & investments	\$ 1,390,256	\$ 29,798	\$ -	\$ 1,420,054
Accounts receivable	308,455	-	-	308,455
<b>Total Current Assets</b>	<u>1,698,711</u>	<u>29,798</u>	<u>-</u>	<u>1,728,509</u>
<b>Capital Assets</b>				
Equipment, net of accum depr	-	-	180,497	180,497
<b>Total Capital Assets</b>	<u>-</u>	<u>-</u>	<u>180,497</u>	<u>180,497</u>
<b>Total Assets</b>	<u><u>1,698,711</u></u>	<u><u>29,798</u></u>	<u><u>180,497</u></u>	<u><u>1,909,006</u></u>
<b>Liabilities</b>				
<b>Current Liabilities</b>				
Accounts payable	-	-	-	-
Accrued wages payable	-	-	-	-
Accrued payroll liabilities	56,471	-	-	56,471
Revenue collected in advance	197,008	-	-	197,008
<b>Total Current Liabilities</b>	<u>253,479</u>	<u>-</u>	<u>-</u>	<u>253,479</u>
<b>Fund Balance</b>				
Restricted	-	29,798	-	29,798
Unassigned	1,445,232	-	180,497	1,625,729
<b>Total Fund Balance</b>	<u>1,445,232</u>	<u>29,798</u>	<u>180,497</u>	<u>1,655,527</u>
<b>Total Liabilities and Fund Balance</b>	<u>\$ 1,698,711</u>	<u>\$ 29,798</u>	<u>\$ 180,497</u>	<u>\$ 1,909,006</u>

**Animal Service Center of the Mesilla Valley  
Statement of Revenues, Expenditures,  
and Changes in Fund Balance - Budget and Actual  
For the Period Ended February 28, 2022 (Unaudited)**

	<u>Budget</u>	<u>Actual</u>	<u>Actual/Bgt %</u>
<b>Revenues</b>			
Pet licenses-CLC	\$ 40,669	\$ 3,548	8.7%
Pet licenses-DAC	14,389	6,835	47.5%
Vaccinations	53,010	27,387	51.7%
Pet micro-chip	30,292	13,782	45.5%
Onsite adoptions	90,000	69,863	77.6%
Return to owner-DAC	15,806	10,359	65.5%
Return to owner-CLC	25,792	12,954	50.2%
Spay/neuter	79,349	45,570	57.4%
Dona Ana County	1,450,000	1,038,727	71.6%
City of Las Cruces	1,750,000	1,253,636	71.6%
City of Anthony	6,000	-	0.0%
Donations & memorials	25,052	33,777	134.8%
Grant Revenue	237,519	32,861	13.8%
City of Sunland Park	2,858	-	0.0%
Village of Hatch	335	-	0.0%
Other revenue	20,973	13,542	64.6%
Investment income	-	(10,295)	-100.0%
<b>Total revenues</b>	<b><u>3,842,044</u></b>	<b><u>2,552,546</u></b>	<b><u>66.4%</u></b>
<b>Expenditures</b>			
Salary	1,845,834	956,239	51.8%
Benefits	576,986	308,606	53.5%
Temp agency services	100,000	87,872	87.9%
Repairs and maintenance	38,488	8,571	22.3%
Services	804,732	341,310	42.4%
Supplies	295,939	145,669	49.2%
Insurance	50,508	43,106	85.3%
Other	45,826	19,330	42.2%
Capital outlay	83,731	23,731	28.3%
<b>Total expenditures</b>	<b><u>3,842,044</u></b>	<b><u>1,934,434</u></b>	<b><u>50.3%</u></b>
<b>Net change in Fund Balance</b>	<b><u>\$ -</u></b>	<b><u>618,112</u></b>	
<b>Beginning Fund Balance</b>		<u>827,120</u>	
<b>Ending Fund Balance</b>		<b><u>\$ 1,445,232</u></b>	



**Animal Service Center of the Mesilla Valley  
Statement of Revenues, Expenditures,  
and Changes in Fund Balance - Budget and Actual - Executive Director  
For the Period Ended February 28, 2022 (Unaudited)**

	<u>Budget</u>	<u>Actual</u>	<u>Actual/Bgt %</u>
<b>Expenditures</b>			
Salary	123,593	72,033	58.3%
Benefits	53,612	32,609	60.8%
Temp agency services	-	-	0.0%
Repairs and maintenance	-	-	0.0%
Services	500	74	14.7%
Supplies	3,125	1,571	50.3%
Insurance	-	-	0.0%
Other	6,938	90	1.3%
Capital outlay	-	-	0.0%
<b>Total expenditures</b>	<u><b>187,768</b></u>	<u><b>106,377</b></u>	<b>56.7%</b>

**Animal Service Center of the Mesilla Valley  
Statement of Revenues, Expenditures,  
and Changes in Fund Balance - Budget and Actual - Medical Director  
For the Period Ended February 28, 2022 (Unaudited)**

	<u>Budget</u>	<u>Actual</u>	<u>Actual/Bgt %</u>
<b>Expenditures</b>			
Salary	570,262	240,863	42.2%
Benefits	153,663	60,880	39.6%
Temp agency services	-	-	0.0%
Repairs and maintenance	-	-	0.0%
Services	311,869	94,858	30.4%
Supplies	38,642	6,082	15.7%
Insurance	-	-	0.0%
Other	16,500	4,217	25.6%
Capital outlay	<u>-</u>	<u>-</u>	0.0%
<b>Total expenditures</b>	<u><b>1,090,936</b></u>	<u><b>406,900</b></u>	<b>37.3%</b>

**Animal Service Center of the Mesilla Valley  
Statement of Revenues, Expenditures,  
and Changes in Fund Balance - Budget and Actual - Kennel Director  
For the Period Ended February 28, 2022 (Unaudited)**

	<u>Budget</u>	<u>Actual</u>	<u>Actual/Bgt %</u>
<b>Expenditures</b>			
Salary	675,471	404,616	59.9%
Benefits	215,152	122,207	56.8%
Temp agency services	100,000	87,872	87.9%
Repairs and maintenance	38,488	8,171	21.2%
Services	11,815	3,404	28.8%
Supplies	147,525	117,483	79.6%
Insurance	-	-	0.0%
Other	17,888	14,783	82.6%
Capital outlay	-	-	0.0%
<b>Total expenditures</b>	<u><b>1,206,339</b></u>	<u><b>758,536</b></u>	<b>62.9%</b>

**Animal Service Center of the Mesilla Valley  
Statement of Revenues, Expenditures,  
and Changes in Fund Balance - Budget and Actual - Administrative Operations  
For the Period Ended February 28, 2022 (Unaudited)**

	<u>Budget</u>	<u>Actual</u>	<u>Actual/Bgt %</u>
<b>Expenditures</b>			
Salary	476,508	238,614	50.1%
Benefitis	154,559	92,882	60.1%
Repairs and maintenance	-	400	100.0%
Services	396,989	234,165	59.0%
Supplies	22,654	12,004	53.0%
Insurance	50,508	43,106	85.3%
Other	4,500	240	5.3%
<b>Total expenditures</b>	<u>1,105,718</u>	<u>621,411</u>	<b>56.2%</b>

**Animal Service Center of the Mesilla Valley  
Statement of Revenues, Expenditures,  
and Changes in Fund Balance as of February 28, 2022 (Unaudited)**

General Fund 7440	Revised Budget	July 2021	August 2021	September 2021	October 2021	November 2021	December 2021	January 2022	February 2022	Total	Actual/Bgt %
<b>Revenues</b>											
Pet licenses-CLC	\$ 40,669	\$ 2,012	\$ 1,536	\$ -	\$ -	\$ -	\$ -	\$ -	\$ -	\$ 3,548	8.7%
Pet licenses-DAC	14,389	892	1,069	593	758	711	839	1,278	695	6,835	47.5%
Vaccinations	53,010	1,775	11,490	1,525	7,840	1,390	974	1,670	723	27,387	51.7%
Pet micro-chip	30,292	1,105	3,365	720	3,270	1,325	2,645	810	542	13,782	45.5%
Onsite adoptions	90,000	6,920	8,785	2,295	11,504	12,150	7,812	11,930	8,467	69,863	77.6%
Return to owner-DAC	15,806	1,140	1,485	840	1,078	1,295	1,393	1,860	1,268	10,359	65.5%
Return to owner-CLC	25,792	2,443	1,508	1,210	1,650	1,955	1,190	1,455	1,543	12,954	50.2%
Spay/neuter	79,349	7,387	4,222	6,765	5,865	6,820	3,614	8,992	1,905	45,570	57.4%
Dona Ana County	1,450,000	319,000	102,818	102,818	102,819	102,818	102,818	102,818	102,818	1,038,727	71.6%
City of Las Cruces	1,750,000	385,000	124,091	124,091	124,091	124,091	124,091	124,090	124,091	1,253,636	71.6%
City of Anthony	6,000	-	-	-	-	-	-	-	-	-	0.0%
Donations & memorials	25,052	1,274	2,416	2,611	2,160	1,340	15,866	3,810	4,300	33,777	134.8%
Grant revenue	237,519	-	-	-	-	-	32,861	-	-	32,861	13.8%
City of Sunland Park	2,858	-	-	-	-	-	-	-	-	-	0.0%
Village of Hatch	335	-	-	-	-	-	-	-	-	-	0.0%
Other revenue	20,973	1,798	2,429	1,418	2,355	1,596	1,479	1,417	1,053	13,542	64.6%
Investment income	-	-	971	(580)	(1,331)	-	(1,805)	(4,931)	(2,618)	(10,295)	100.0%
<b>Total revenues</b>	<b>3,842,044</b>	<b>730,746</b>	<b>266,185</b>	<b>244,306</b>	<b>262,059</b>	<b>255,491</b>	<b>293,777</b>	<b>255,199</b>	<b>244,787</b>	<b>2,552,546</b>	<b>66.4%</b>
<b>Expenditures</b>											
Salary	1,845,834	70,883	114,530	182,127	117,381	116,426	120,188	118,840	115,864	956,239	51.8%
Benefits	576,986	21,296	35,581	55,539	36,754	37,016	37,905	42,549	41,966	308,606	53.5%
Temp agency services	100,000	-	-	13,877	11,467	12,839	18,961	12,220	18,508	87,872	87.9%
Repairs and maintenance	38,488	653	1,664	1,135	149	2,850	213	833	1,074	8,571	22.3%
Services	804,732	26,259	27,926	45,156	68,066	27,372	47,971	55,026	43,534	341,310	42.4%
Supplies	295,939	3,438	12,645	23,232	21,789	26,953	19,308	15,924	22,380	145,669	49.2%
Insurance	50,508	2,815	29,934	997	2,513	-	3,118	609	3,120	43,106	85.3%
Other	45,826	1,278	3,369	1,919	5,368	3,228	1,365	99	2,704	19,330	42.2%
Depreciation	-	-	-	-	-	-	-	-	-	-	0.0%
Capital outlay	83,731	-	-	-	23,731	-	-	-	-	23,731	28.3%
<b>Total expenditures</b>	<b>3,842,044</b>	<b>126,622</b>	<b>225,649</b>	<b>323,982</b>	<b>263,487</b>	<b>226,684</b>	<b>249,029</b>	<b>246,100</b>	<b>249,150</b>	<b>1,934,434</b>	<b>50.3%</b>
Net Operating Income (Loss)	-	604,124	40,536	(79,676)	(1,428)	28,807	44,748	9,099	(4,363)	618,112	
Transfers	-	-	-	-	-	-	-	-	-	-	
Net Change in Fund Balance	\$ -	\$ 604,124	\$ 40,536	\$ (79,676)	\$ (1,428)	\$ 28,807	\$ 44,748	\$ 9,099	\$ (4,363)	\$ 618,112	

**Animal Service Center of the Mesilla Valley  
Grants and Donations Schedule  
as of February 28, 2022**

Fund	Project	Project Name	Award Amount	Life-to-Date Expenditures	Remaining Balance	Type	End Date	Purpose
7440	11924	Best Friends Executive Leadership	\$ 5,000	1,249	\$ 3,751	Local Grant	Until Spent	To cover any expenses associated with the Best Friends Executive Leadership Program
7440	11943	Carroll Petrie Foundation	\$ 25,000	12,743	\$ 12,257	Local Grant	Until Spent	No stipulations
7440	11944	Maddie's Pet Foster Care COVID Stimulus	\$ 10,000	3,888	\$ 6,112	Local Grant	Until Spent	Supports ASCMV Foster Care Efforts
7441	11627	Stern Donation	\$ 50,000	48,202	\$ 1,798	Donation	Upon completion	The Kern donation provides funding strictly for costs associated with the renovation of the cat room.
7440	12049	Carroll Petrie Foundation	\$ 150,000	26,776	\$ 123,224	Local Grant	Until Spent	For general operating Support
7440	Unassigned	Best Friends Animal Society	\$ 20,000	-	\$ 20,000	Local Grant	Until Spent	
7440	Unassigned	Pet Smart Charities	\$ 1,000	-	\$ 1,000	Local Grant	Until Spent	

**Signature:** *Joshua Saffell*  
Joshua Saffell (Mar 17, 2022 09:28 MDT)

**Email:** jsaffell@las-cruces.org

**Signature:** *José Treviño*

**Email:** jotrevino@las-cruces.org

**Signature:** *Lecann Demouche*  
Lecann Demouche (Mar 18, 2022 16:02 MDT)

**Email:** ldemouche@las-cruces.org










# ASCMV FS 02282022

Final Audit Report

2022-03-18

Created:	2022-03-17
By:	Joshua Saffell (jsaffell@las-cruces.org)
Status:	Signed
Transaction ID:	CBJCHBCAABAAu4Nin7D6lqDLqfzNimsMMNmpWeRA94NU

## "ASCMV FS 02282022" History

-  Document created by Joshua Saffell (jsaffell@las-cruces.org)  
2022-03-17 - 3:27:22 PM GMT
-  Document e-signed by Joshua Saffell (jsaffell@las-cruces.org)  
Signature Date: 2022-03-17 - 3:28:45 PM GMT - Time Source: server
-  Document emailed to Josie Trevino (jotrevino@las-cruces.org) for signature  
2022-03-17 - 3:28:46 PM GMT
-  Email viewed by Josie Trevino (jotrevino@las-cruces.org)  
2022-03-17 - 10:14:43 PM GMT- IP address: 216.161.40.11
-  Document e-signed by Josie Trevino (jotrevino@las-cruces.org)  
Signature Date: 2022-03-17 - 11:06:35 PM GMT - Time Source: server
-  Document emailed to Leeann Demouche (ldemouche@las-cruces.org) for signature  
2022-03-17 - 11:06:37 PM GMT
-  Email viewed by Leeann Demouche (ldemouche@las-cruces.org)  
2022-03-18 - 9:42:49 PM GMT
-  Document e-signed by Leeann Demouche (ldemouche@las-cruces.org)  
Signature Date: 2022-03-18 - 10:02:59 PM GMT - Time Source: server
-  Agreement completed.  
2022-03-18 - 10:02:59 PM GMT

# Animal Services Center of the Mesilla Valley

## Monthly Statistics Report-February 2022

INTAKE	Dogs	Cats	Rabbits	Reptiles	Pocket Pets	Avian E	Avian L, W	Livestock <small>(horse, goat, sheep, pig, donkey)</small>	Wildlife <small>(skunk, bat, coyote, fox, raccoon)</small>	Total
<b>City of Las Cruces</b>										
Owner Surrender	43	2								45
Returned Adoptions	5	1								6
Seized/Welfare Hold	8	2								10
Strays (brought in by the public)	35	22								57
Strays (brought in by Animal Control)	62	66								128
Wildlife							1		1	2
<b>Subtotal City of Las Cruces</b>	<b>153</b>	<b>93</b>	<b>0</b>	<b>0</b>	<b>0</b>	<b>0</b>	<b>1</b>	<b>0</b>	<b>1</b>	<b>248</b>
<b>Doña Ana County</b>										
Owner Surrender	54	7								61
Returned Adoptions	2	1								3
Seized/Welfare Hold	22	1								23
Strays (brought in by the public)	49	23								72
Strays (brought in by Animal Control)	126	43								169
Wildlife										0
<b>Subtotal Doña Ana County</b>	<b>253</b>	<b>75</b>	<b>0</b>	<b>0</b>	<b>0</b>	<b>0</b>	<b>0</b>	<b>0</b>	<b>0</b>	<b>328</b>
Anthony, NM	10									10
Hatch										0
Mesilla	1									1
Sunland Park	1									1
WSMR										0
Born In Care	2									2
Community Cats										0
Jurisdiction Unknown/Other										0
Transfer In										0
<b>Total Intake</b>	<b>420</b>	<b>168</b>	<b>0</b>	<b>0</b>	<b>0</b>	<b>0</b>	<b>1</b>	<b>0</b>	<b>1</b>	<b>597</b>



<b>OUTCOME</b> <i>(city and county)</i>	<b>Dogs</b>	<b>Cats</b>	<b>Rabbits</b>	<b>Reptiles</b>	<b>Pocket Pets</b>	<b>Avian E</b>	<b>Avian L, W</b>	<b>Livestock</b> <i>(horse, goat, sheep, pig, donkey)</i>	<b>Wildlife</b> <i>(skunk, bat, coyote, fox, raccoon)</i>	<b>Total</b>
<b>Admin Missing</b>										
Foster-Escaped										0
Foster-Lost Contact										0
Foster-Stolen From										0
FTA-Escaped										0
FTA-Lost Contact										0
FTA-Stolen From										0
FTA-Gave Away										0
Offsite-Missing										0
Offsite-Stolen From										0
Shelter-Escaped										0
Shelter-Missing										0
Shelter-Stolen From										0
<b>Subtotal Admin Missing</b>	<b>0</b>	<b>0</b>	<b>0</b>	<b>0</b>	<b>0</b>	<b>0</b>	<b>0</b>	<b>0</b>	<b>0</b>	<b>0</b>
<b>Adoptions</b>	<b>91</b>	<b>52</b>	<b>1</b>				<b>1</b>			<b>145</b>
<b>Expired in Shelter Care</b>	<b>2</b>	<b>0</b>								<b>2</b>
<b>Expired in Foster Care</b>	<b>0</b>	<b>0</b>								<b>0</b>
<b>DOA</b>										<b>0</b>
<b>Return to Owner</b>	<b>54</b>	<b>5</b>								<b>59</b>
<b>Transferred Out (Rescues)</b>	<b>179</b>	<b>54</b>								<b>233</b>
<b>Community Cats (TNR)</b>		<b>114</b>								<b>114</b>
<b>Wildlife Release</b>										<b>0</b>
<b>Owner Request Euthanasia</b>	<b>41</b>	<b>2</b>								<b>43</b>
<b>Euthanized</b>										<b>0</b>
Behavior - Aggressive - Dog	25	0								25
Behavior - Aggressive - Other Animals										0
Behavior - Aggressive - People	2	1								3
Behavior - Feral										0
Behavior - High Arousal Level	1	0								1
Behavior - Problem Eliminator										0
Behavior - Resources Guarding										0
Behavior - Timid										0
Behavior - Timid - Fear Biter	7	0								7
Court Order										0
Medical - Distemper Suspect - Resp/GI										0
Medical - Distemper - Exposed										0
Medical - Distemper - TX										0
Medical - Distemper - Non TX	2	0								2
Medical - Failure of Vital Function										0
Medical - Failure To Thrive										0
Medical - Felv										0
Medical - FIV										0
Medical - General	2	4								6
Medical - Geriatric	2	0								2
Medical - HW Positive - TX										0
Medical - HW Positive - Non TX										0



**ANIMAL SERVICES CENTER OF THE MESILLA VALLEY  
RESOLUTION NO. 2022-04**

**A RESOLUTION TO ACCEPT THE \$30,000 PETSMART CHARITIES MAJOR INITIATIVES SHELTER IMPACT RELIEF GRANT AND ADJUST THE ADOPTED FY2022 BUDGET ALLOWING THE GRANT.**

The Animal Services Center of the Mesilla Valley (ASCMV) Board of Directors is hereby informed that:

**WHEREAS** the ASCMV applied for and received a PetSmart Charities grant; and

**WHEREAS** the funds will be used to support two programs at the ASCMV, specifically (1) to incentivize owners who are otherwise financially unable to sterilize their impounded (“return to owner”) pet(s) using these funds upon reclaiming their animal(s), and (2) to incentivize current/potential local and out-of-town/out-of-state rescues transfer partners to take more ASCMV animals by sterilizing them prior to transfer.

**NOW THEREFORE** be it resolved by the Board of Directors for the Animal Services Center of the Mesilla Valley:

**(I)**

**THAT** the FY2022 adopted budget will be hereby amended as shown in Exhibit A attached hereto and made part of this resolution and is hereby adopted.

**(II)**

**THAT** once approved, a copy of the signed, recorded resolution and any supporting documentation will be submitted to the City of Las Cruces, as fiscal agent for submission to the Department of Finance and Administration (DFA) for approval and incorporation into its (City of Las Cruces) respective budget for inclusion in the FY2022 budget for the ASCMV.

**(III)**

**THAT** ASCMV staff are hereby authorized to take any action necessary to implement and comply with the budget submitted and approved as part of this resolution.

**PASSED AND APPROVED** this 24th day of March 2022.

\_\_\_\_\_  
Board Chair

MOVED BY: \_\_\_\_\_

SECONDED BY: \_\_\_\_\_

VOTE:

Becky Corran, Chair \_\_\_\_\_yea\_\_\_\_\_nay

Lynn Ellins, Vice-chair \_\_\_\_\_yes\_\_\_\_\_nay

Yvonne Flores, Member \_\_\_\_\_yea\_\_\_\_\_nay

Kasandra Gandara, Member \_\_\_\_\_yea\_\_\_\_\_nay

Fernando Macias, Member \_\_\_\_\_yea\_\_\_\_\_nay

Manuel Sanchez, Member \_\_\_\_\_yea\_\_\_\_\_nay

Eric Enriquez, Ex-officio Member \_\_\_\_\_yea\_\_\_\_\_nay

Mary Lou Ward, Ex-officio Member \_\_\_\_\_yea\_\_\_\_\_nay

ATTEST:

\_\_\_\_\_  
Amanda López Askin, Ph. D., County Clerk

**CITY OF LAS CRUCES**  
**BUDGET ADJUSTMENT REQUEST**  
**BUDGET FISCAL YEAR 2021-22**

*Exhibit A*

	7440 ANIMAL SERVICES CENTER			
	2021-22			
	Original Budget	Amended Budget	Req. Adjustment	Adjusted Budget
<b>RESOURCES</b>				
Beginning Balance	\$ 887,579	887,579	0	887,579
<b>Revenues</b>				
Municipal Gross Receipts Tax	0	0	0	0
Public Safety Gross Receipts Tax	0	0	0	0
Hold Harmless Replacement GRT	0	0	0	0
State-Shared Gross Receipts Tax	0	0	0	0
Environmental Gross Receipts Tax	0	0	0	0
County Environmental Gross Receipts Tax	0	0	0	0
Internet Sales Gross Receipts Tax	0	0	0	0
Gasoline Tax	0	0	0	0
Cigarette Tax	0	0	0	0
Lodgers Tax	0	0	0	0
Property Taxes	0	0	0	0
Payment In Lieu of Property Tax	0	0	0	0
Franchise Fees	0	0	0	0
Payment In Lieu of Franchise Fees	0	0	0	0
Licenses, Fees & Permits	55,058	55,058	0	55,058
Convention Center Fee	0	0	0	0
Auto License - State Shared	0	0	0	0
Fines & Forfeitures	0	0	0	0
Charges For Services	3,524,415	3,524,415	0	3,524,415
Natural Gas Sales - Commodity	0	0	0	0
Motor Pool Maintenances Charges	0	0	0	0
Fuel Charges	0	0	0	0
Intergovernmental	0	0	0	0
Investment Income	0	0	0	0
Miscellaneous Revenues	25,052	25,052	0	25,052
Federal Grants	0	0	0	0
State Grants	0	0	0	0
Local Grants	57,417	237,519	30,000	267,519
Debt Service	0	0	0	0
<b>Total Revenues</b>	<b>3,661,942</b>	<b>3,842,044</b>	<b>30,000</b>	<b>3,872,044</b>
<b>TOTAL RESOURCES</b>	<b>\$ 4,549,521</b>	<b>4,729,623</b>	<b>30,000</b>	<b>4,759,623</b>
<b>Expenditures</b>				
General Government	0	0	0	0
Legislative	0	0	0	0
Municipal Court	0	0	0	0
Chief Administrative Officer	0	0	0	0
City Manager	0	0	0	0
Legal	0	0	0	0
Las Cruces Police Department	0	0	0	0
Las Cruces Fire Department	0	0	0	0
Utilities	0	0	0	0
Economic Development	0	0	0	0
Internal Audit	0	0	0	0
Assistant City Manager-400	0	0	0	0
Human Resources	0	0	0	0
Financial Services	0	0	0	0
Information Technology	0	0	0	0
Fleet	0	0	0	0
Assistant City Manger-500	0	0	0	0
Parks & Recreation	0	0	0	0
Community Development	0	0	0	0
Quality of Life	0	0	0	0
Public Works	0	0	0	0
ASCMV	3,661,941	3,842,044	30,000	3,872,044
<b>Total Expenditures</b>	<b>\$ 3,661,941</b>	<b>3,842,044</b>	<b>30,000</b>	<b>3,872,044</b>
<b>Other Resources</b>				
Operating Transfers In	0	0	0	0
Operating Transfers Out	0	(270,000)	0	(270,000)
<b>Total Other Resources</b>	<b>\$ 0</b>	<b>(270,000)</b>	<b>0</b>	<b>(270,000)</b>
Accrual Adjustments	0	0	0	0
<b>ENDING BALANCE</b>	<b>\$ 887,580</b>	<b>617,579</b>	<b>0</b>	<b>617,579</b>