

# **ASCMV Director's Report**



**Clint Thacker**  
**Executive Director**

---

**March 25<sup>th</sup>, 2021**

CURRENT ANIMAL COUNT				Total
	DOGS	CATS	OTHER	
2020	261	44	2	307
2021	271	38	0	309

## February Intake – 2020 vs. 2021

	2020 Dogs	2021 Dogs	2020 Cats	2021 Cats	2020 Other	2021 Other
<b><u>Total Intake</u></b>	<b>473</b>	<b>289</b>	<b>169</b>	<b>148</b>	<b>7</b>	<b>7</b>
<b><u>2020</u></b>	<b>649</b>					
<b><u>2021</u></b>	<b>444</b>					

# February Returns – 2021

## DOGS:

- Behavior Issues (4)
- Lifestyle Changes (1)

Total: 5

## CATS:


- Owner has allergies (2)
- Lifestyle Changes (1)
- Cannot Afford Basic Care (1)

Total: 4

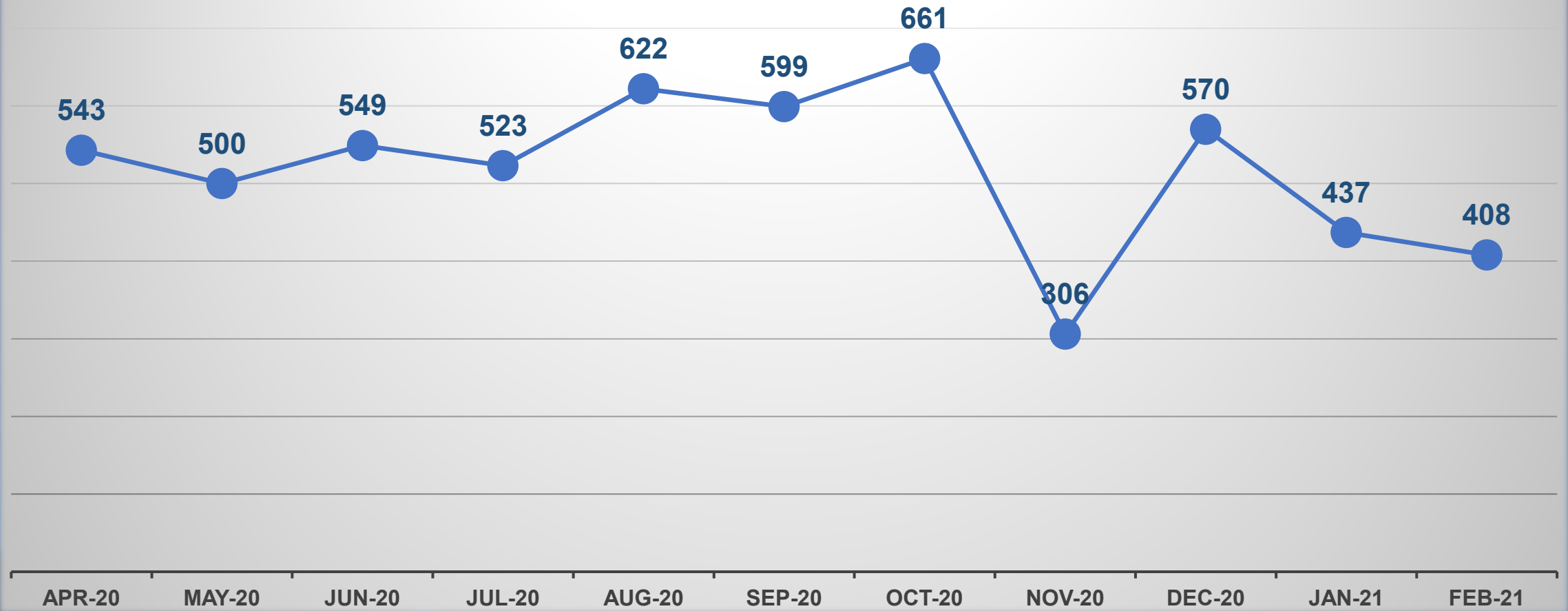
## February Outcomes – 2020 vs. 2021

	2020		2021	
<u>Adoptions</u>	270	41.7%	118	26.6%
<u>Reclaims</u>	91	14.0%	74	16.7%
<u>Rescued</u>	262	40.4%	214	48.2%
<u>Community Cats</u>	46	7.1%	43	9.7%
<u>Euthanasia</u>	99	15.3%	74	16.7%
<u>LRR</u>		87.1%		86.5%

## Euthanasia Reasons February 2021



## Total Visitors



# February Adoption Appointments

Total Adoption  
Appointments: 117

Appointments Kept: 104 88.9%

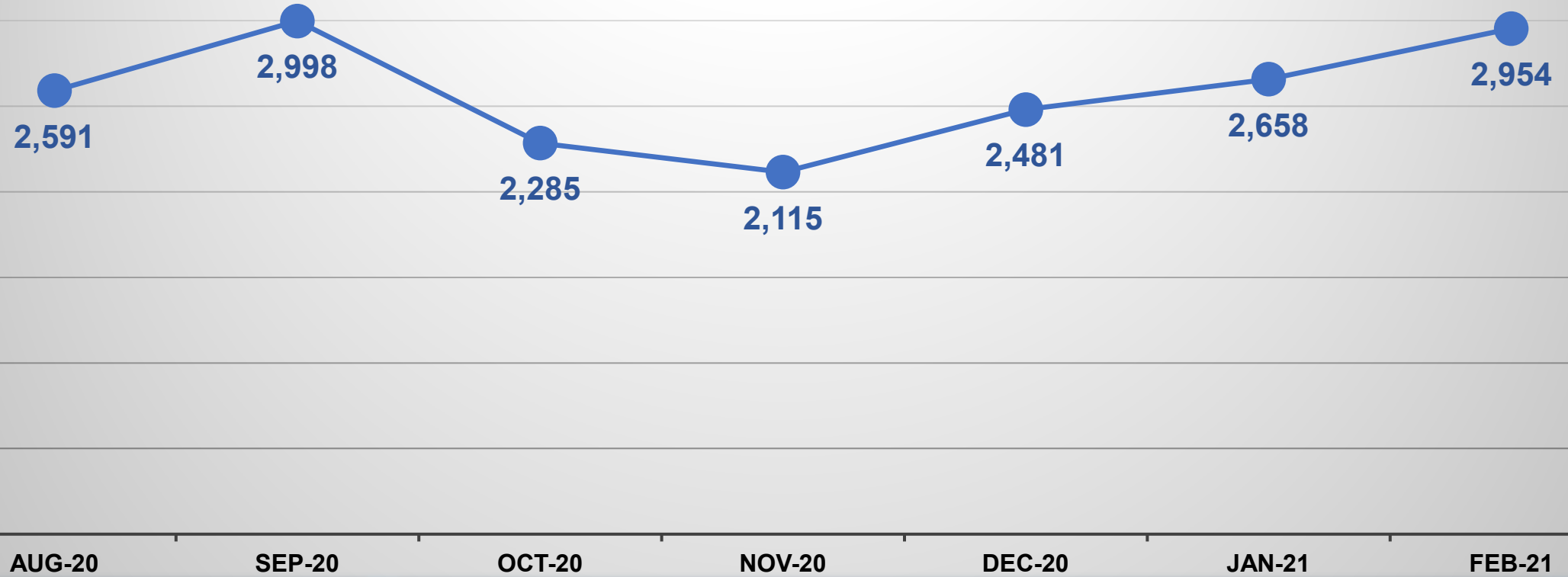
Finalized Adoptions: 56 47.9%



## Total Website Page Views



## Total Facebook Page Views



PJ



Riley