

ASCMV Director's Report



Clint Thacker
Executive Director

April 22nd, 2021

CURRENT ANIMAL COUNT				Total
	DOGS	CATS	OTHER	
2020	164	33	0	197
2021	288	53	0	341

March Intake – 2020 vs. 2021

	2020 Dogs	2021 Dogs	2020 Cats	2021 Cats	2020 Other	2021 Other
<u>Total Intake</u>	352	342	158	162	18	5
<u>2020</u>	528					
<u>2021</u>	509					

March Returns – 2021

DOGS:

- Behavior Issues (6)
- Owner Has Allergies(1)

Total: 7


CATS:

Total: 0

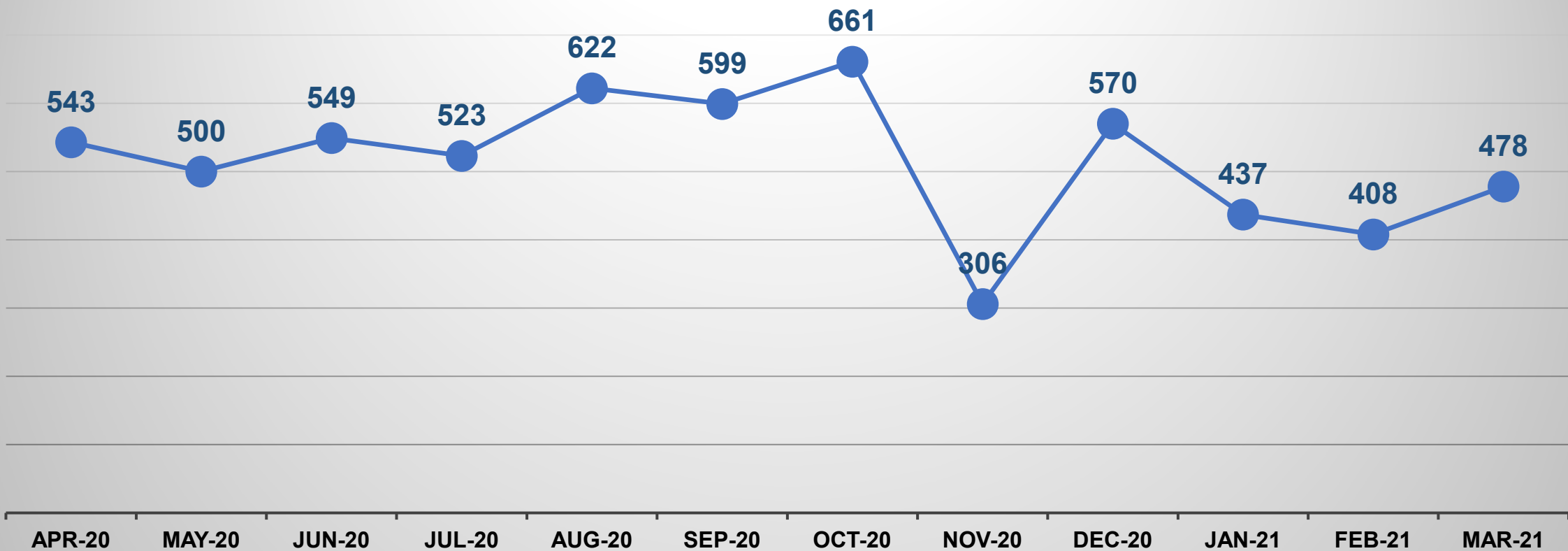
March Outcomes – 2020 vs. 2021

	2020		2021	
<u>Adoptions</u>	209	39.6%	89	17.5%
<u>Reclaims</u>	100	18.9%	87	17.1%
<u>Rescued</u>	192	36.4%	286	56.2%
<u>Community Cats</u>	39	7.4%	52	10.2%
<u>Euthanasia</u>	80	15.2%	74	9.6%
<u>LRR</u>		87.1%		91.8%

Euthanasia Reasons March 2021



Total Visitors



March Adoption Appointments

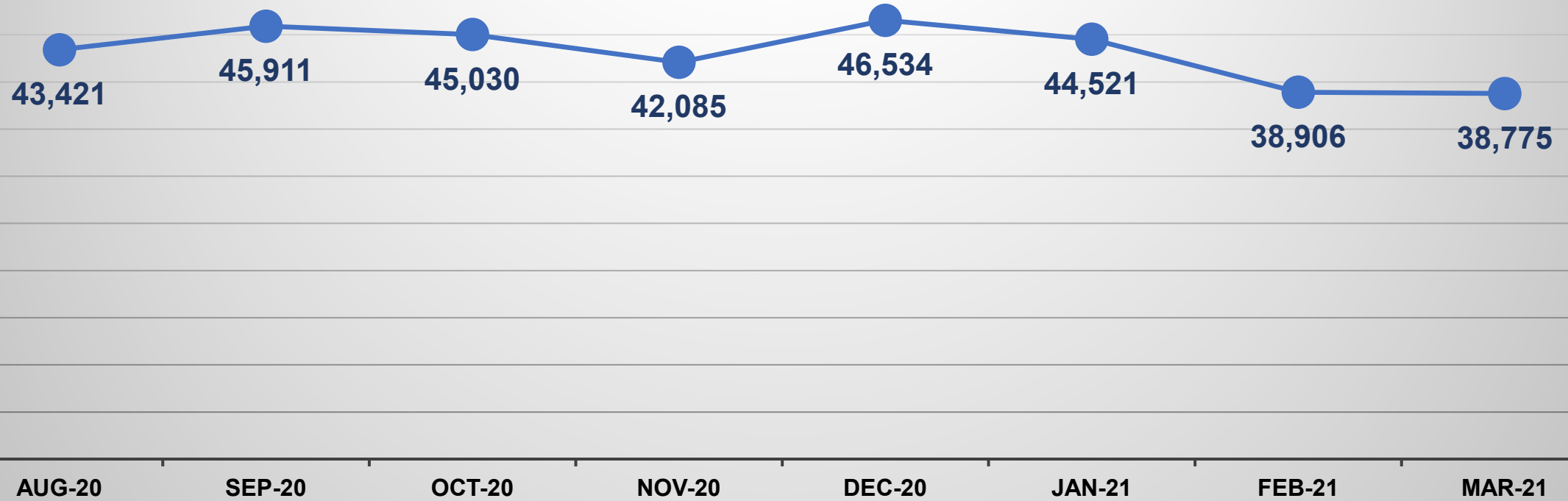
Total Adoption

Appointments: 122

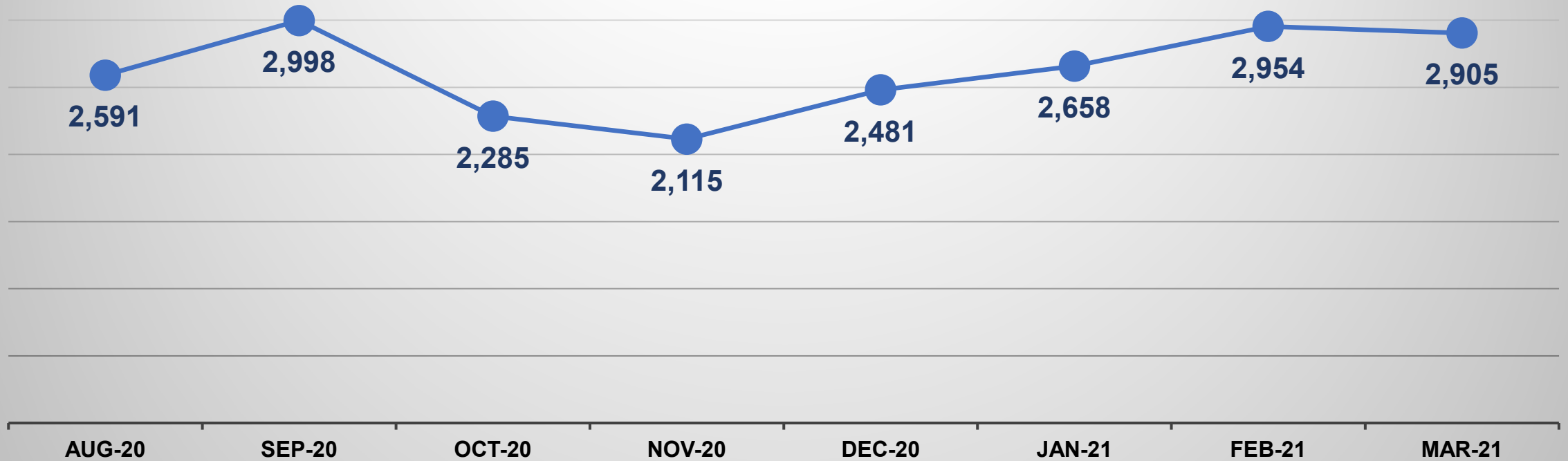
Appointments Kept: 106 87%

Finalized Adoptions: 66 54%

Total Website Page Views



Total Facebook Page Views





Cola

Chip

